



-ento

EDIZIONE
EDITION 02

-ento

-ento



SPOON
Gordon Guillaumier

CONCEPT

Ento è un marchio **Salice Paolo**, storica azienda di maniglieria classica fondata a Cantù nel **1937**, posizionata nella fascia alta del mercato e distribuita in più di 80 Paesi.

Dopo alcuni anni di investimenti nella gamma moderna, nel 2018 Fabrizio e Luisa Salice, insieme al direttore creativo Davide Diliberto, decidono di separarla dal resto del catalogo classico, per consentirle le migliori chance di sviluppo e creare un vero brand indipendente.

Ento eredita lo stesso concetto di qualità estesa e vero Made in Italy, con l'uso esclusivo dell'ottone e controlli sul 100% dei campioni in tutte le fasi di finitura.

L'approccio Ento alla maniglia si basa sulla sua condizione di complemento, funzionale ed estetico. **Il nostro nome è una parola incompleta, esattamente come lo sono porte e finestre** prive di meccanismi che consentano di aprirle o chiuderle.

Ogni nuovo prodotto nasce in collaborazione con designer di fama internazionale e talenti emergenti, in grado di immaginare precisi contesti di utilizzo, abbinamenti e trend, nel rispetto della filosofia Ento.

Ento offre ai progettisti un'alternativa di alta qualità nel settore della maniglieria per porte e finestre.

*Ento is a **Salice Paolo** brand – a historic classic handle company founded in Cantù in **1937**. It is positioned in the high-end of the market and distributed to more than 80 countries.*

In 2018, after years of investments in its modern range, Fabrizio and Luisa Salice, together with the creative director Davide Diliberto, split it from the rest of the classic catalogue, to give the range its best chance of development and to create an independent brand.

Ento inherits the same extended quality and true Made in Italy concept, with the exclusive use of brass and controls on 100% of items in all finishing stages.

*The ENTO handle approach is based on its complementary function and appearance. **Our name is an incomplete word, just like doors and windows** without mechanisms that allow them to be opened or closed.*

Each new product is created in collaboration with internationally renowned designers and emerging talents, who can imagine precise use contexts, combinations and trends, following Ento's philosophy.

Ento offers designers a high-quality alternative in the field of door and window handles.

La maniglia completa il progetto

The handle completes the project



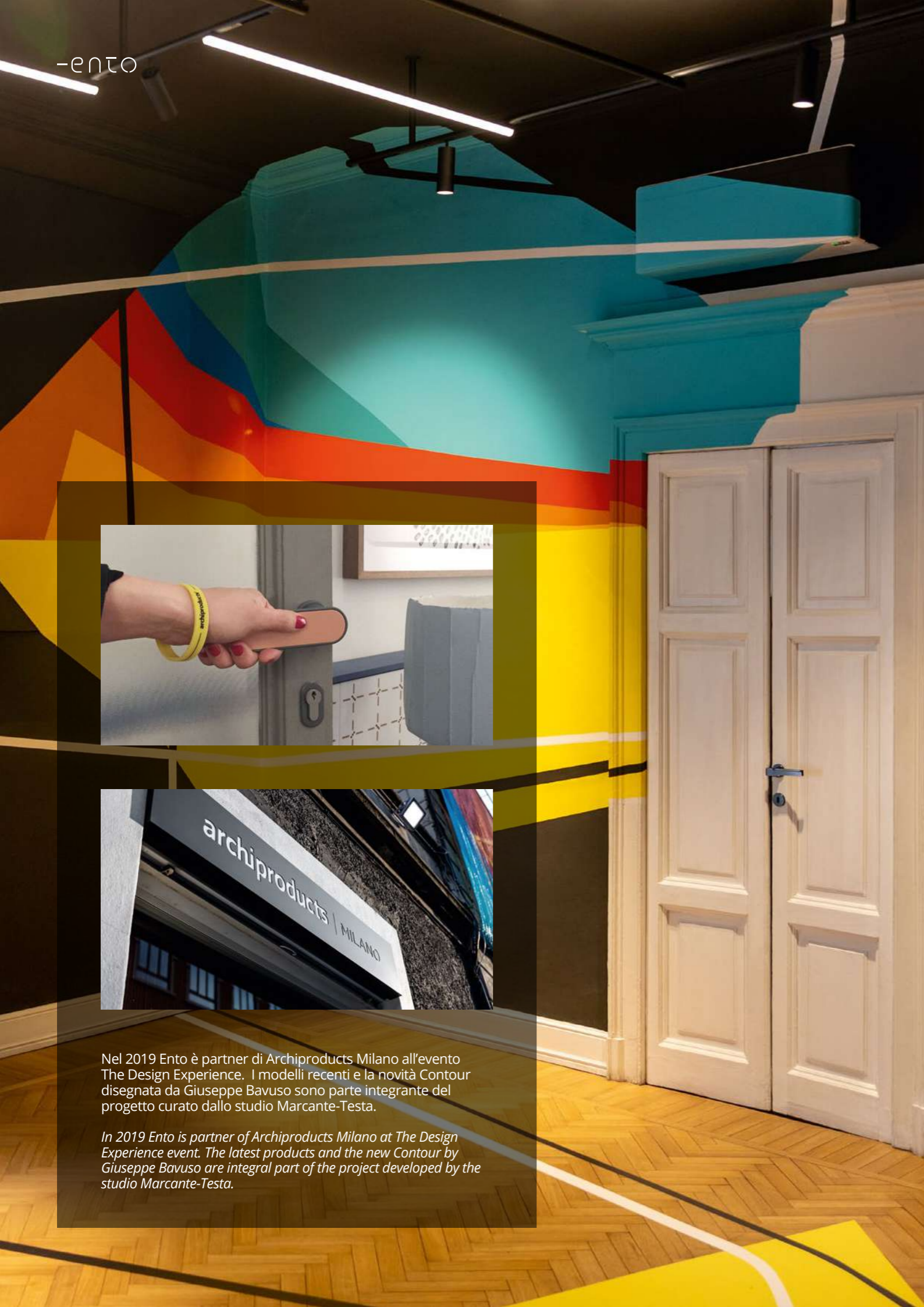
A sinistra, un badge degli anni sessanta della storica azienda Salice Paolo, che nel 2018 presenta il nuovo marchio di design Ento. A destra, la sede oggi, a Cantù.

On the left, a badge from the sixties of the historic company Salice Paolo which, in 2018, presented the new design brand Ento. On the right, our headquarters, in Cantù.



Nel 2018, per il suo primo Fuorisalone, Ento sceglie il Brera Design District con la collaborazione di Gordon Guillaumier e Lorenzo Damiani insieme al Direttore Creativo Davide Diliberto. I loro progetti Spoon, Trace e Robot esplorano modi diversi di ridurre l'uso di materiale e dialogare con il progetto architettonico. Sopra, l'azienda e Lorenzo Damiani durante la presentazione ufficiale del nuovo marchio.

Ento chooses the Brera Design District, during the 2018 Milan Design Week, for its first Fuorisalone event, with renown designers Gordon Guillaumier, Lorenzo Damiani and the Creative Director Davide Diliberto. Spoon, Trace and Robot designs give new visions about reduction in material use and dialogue with the architectural project. Top, the Ento team with Lorenzo Damiani during the official debut of the new brand.



Nel 2019 Ento è partner di Archiproducts Milano all'evento The Design Experience. I modelli recenti e la novità Contour disegnata da Giuseppe Bavuso sono parte integrante del progetto curato dallo studio Marcante-Testa.

In 2019 Ento is partner of Archiproducts Milano at The Design Experience event. The latest products and the new Contour by Giuseppe Bavuso are integral part of the project developed by the studio Marcante-Testa.



Durante la Biennale di Venezia del 2021, Ento è partner di Casa Platform nella splendida cornice della Scuola Grande di Santa Maria della Misericordia. La mostra dedicata a una selezione di progetti internazionali si conclude con il Platform Architecture Festival.

During the 2021 Venice Biennale, Ento is partner of Casa Platform in the marvelous setting of the Scuola Grande di Santa Maria della Misericordia. The exhibition dedicated to a selection of international projects ends with the Platform Architecture Festival.






Elle Decor Design Forever, Milan Design Week 2022.


Le novità Zai (Neri&Hu) e Contact (Eugeni Quitlet) su allestimento di Calvi-Brambilla, Palazzo Bovara.

The new Zai (Neri&Hu) and Contact (Eugeni Quitlet); exhibition project by Calvi-Brambilla, Palazzo Bovara.



In alto: Architect@Work Parigi, 2020.
In basso: progetti alla Milan Design Week 2022.
La maniglia Contour sulla porta Rever di Cini Boeri per TREP+, Understate Milano.
Selezione di materiali con la maniglia Elan, DEBASS material gallery.

*Top: Architect@Work Paris, 2020.
Bottom: various exhibitions at the 2022 Milan Design Week.
Contour handle on the Rever door by Cini Boeri for TREP+, Understate Milano.
A selection of materials and the Elan handle, DEBASS material gallery.*









QUALITÀ / QUALITY

La qualità senza compromessi del vero **Made in Italy**: dall'idea alla progettazione, dagli stampi alla finitura e controlli su ogni singolo pezzo.

*The uncompromising true **Made in Italy** quality - ideas, designs, moulds, finishing and checks on every piece.*



-  Tutta la gamma è realizzata in ottone
The full range is made only in brass
-  Controllo su ogni pezzo in tutte le fasi di finitura
One by one check in each finishing process
-  Molla di ritorno
Return spring
-  La tecnologia H-FINISH garantisce altissime prestazioni fisiche, chimiche e di durata.
H-FINISH technology guarantees high physical, chemical and durability performance.
-  Verniciatura a polvere S-COATING ad alte prestazioni ed anti-impronta.
High performance and anti-fingerprint S-COATING powder coating.
-  Anti-impronta
Anti-fingerprint

VETRO E CRISTALLO

All'ottone si contrappone la leggerezza visiva dei materiali trasparenti, scelti in base al design del singolo modello e alle proprietà ottiche richieste. Tutti i prodotti con parti in vetro e cristallo sono testati per resistere ai carichi di flessione previsti.

Test effettuati da
Testing by

SIGMATRE

TEST - RESEARCH - EXPEDITING

LABORATORI CONTROLLO QUALITÀ

RICONOSCIUTI DA:
ISPESL Istituto Superiore Prevenzione e Sicurezza del Lavoro
FS Ferrovie dello Stato
RINA Registro Italiano Navale
LR Lloyd's Register of Shipping
IS Istituto Italiano della Saldatura

DNV Det Norske Veritas
MMI Marina Militare Italiana
TUV Technischen Überwachungs Vereine

CR - CRS

GARANZIA 10 ANNI

GUARANTEE 10 YEARS

CR - CRS
L'ottone è la miglior base per rivestimenti a bagno galvanico di alta qualità e privi di difetti estetici. Ento garantisce le finiture cromo CR e cromo satinato CRS per 10 anni, rispettando semplici indicazioni di utilizzo riportate nella documentazione che accompagna ogni prodotto.

Brass allow to obtain the best galvanic bath finishes, without any visual defect. Ento guarantees the chrome CR and satin chrome CRS finishes for a period of 10 years, following all the instructions included in any product.

GLASS AND CRYSTAL

Brass is contrasted by the visual lightness of transparent materials, chosen based on each model design and the required visual properties. All products with glass and crystal parts are tested to withstand the expected bending loads.

-  Cristallo
Crystal
-  Vetro
Glass



Espositore standard a parete, configurabile e customizzabile; packaging a basso impatto ambientale.
Standard wall display case, configurable and customizable; packaging with low environmental impact.



Ogni prodotto Ento è disegnato, realizzato e rifinito in Italia con alti standard di qualità. Sull'etichetta di ogni confezione è riportato il codice **Trace Me Code** che consente di verificarne online l'autenticità.

*The whole Ento production is designed, made and finished in Italy with high quality standards. **Trace Me Code** is on every packaging label, allowing the customer to verify online that the purchase is genuine.*

H-FINISH



L'abbinamento fra ottone e tecnologia **H-FINISH** garantisce altissime prestazioni fisiche, chimiche e di durata, fino a tre volte superiori alle tradizionali finiture a bagno galvanico. Il processo avviene in autoclave, dove la combinazione di alte temperature, gas nobili e metalli preziosi vaporizzati caricati elettricamente, crea uno strato di materiale che si lega al prodotto a livello molecolare, garantendo eccezionali caratteristiche fisico-chimiche.

Brass and H-FINISH technology guarantees high physical, chemical and durability performance, up to three times higher than traditional electroplating bath finishes. The process takes place in an autoclave, where the combination of high temperatures, noble gases and electrically charged vaporised precious metals creates a layer of material that binds to the product at the molecular level. This guarantees exceptional physical-chemical characteristics.



Carbonio satinato H-CS: sostituisce il Grafite satinato H-GR con una tonalità più neutra che la rende ancora più attuale e versatile.

H-CS satin carbon: replaces the H-GR satin graphite with a more neutral shade that makes it even more current and versatile.



Ottone satinato H-OS: risponde ad una domanda crescente che copre anche contesti luxury e timeless.

H-OS satin brass: responds to a growing demand that covers also luxury and timeless contexts.



Bronzo satinato H-BS: un'alternativa che spazia dal vintage all'industrial a seconda del contesto e del modello.

H-BS satin bronze: a real alternative that ranges from vintage to industrial depending on the context and model.

CERTIFICATO DI RESISTENZA AI PRODOTTI CHIMICI

I nostri prodotti in finitura **H-FINISH** sono stati sottoposti all'azione di diversi agenti chimici secondo il metodo di prova:

ASTM D543-20
con prodotti quali:

- Alcool etilico 95%
- Acqua ossigenata 3%
- Diluyente nitro
- Ammoniacca 6%
- Acido cloridrico 6%
- Prodotto anticallcare
- Grasso al silicone
- Calce
- Cemento

Senza riportare nessuna alterazione visibile della superficie.

ATTENZIONE: questi test non autorizzano procedure di pulizia diverse da quelle indicate nella documentazione a corredo del prodotto.

CHEMICAL RESISTANCE CERTIFICATE

Our products with **H-FINISH** treatment were subjected to the action of various chemicals according to the test method:

ASTM D543-20
with products such as:

- Ethyl Alcohol 95%
- Hydrogen peroxide 3%
- Nitro thinner
- Ammonia 6%
- Hydrochloric acid 6%
- Anti-scale product
- Silicone grease
- Lime
- Cement

With no visible surface alteration.

CAUTION: these tests do not authorise cleaning procedures other than those specified in the product literature.

RESISTANCE

H-FINISH treatment were tested for UV according to the test method:

QDE 1
no alteration of the surface.

H-FINISH treatment were tested for abrasion according to the test method:

ASTM D7173
no alteration of the surface of the samples.

H-FINISH technology guarantees high physical, chemical and durability performance, up to three times higher than traditional electroplating bath finishes. The process takes place in an autoclave, where the combination of high temperatures, noble gases and electrically charged vaporised precious metals creates a layer of material that binds to the product at the molecular level. This guarantees exceptional physical-chemical characteristics.

TEST - RESEARCH - EXPEDITING
Laboratorio accreditato / Accredited laboratory UNI CEI EN ISO/IEC 17025

Salice Paolo srl - Via Domea, 45 - 22063 Cantù (CO) Italy T +39 031 714520 ento.it



H-FINISH
Ento garantisce per 15 anni tutte le finiture con tecnologia H-FINISH, rispettando semplici indicazioni di utilizzo riportate nella documentazione che accompagna ogni prodotto.

Ento guarantees for a period of 15 years all the finishes with H-FINISH technology, following all the care maintenance suggestions included in any product.

S-COATING



Nero profondo, riflessi vividi, alta resistenza. Lo Smalto nero opaco S-COATING di Ento è studiato con questi obiettivi e con la tecnologia consolidata in settori come la rubinetteria, che richiedono alti standard prestazionali. Disponibile in una selezione di prodotti e su tutti gli accessori.

Deep black, vivid reflections, high resistance. Ento's S-COATING matt black enamel is designed with these goals and with consolidated technology in sectors such as taps, which require high performance standards.

Available in a selection of handles and on all accessories.

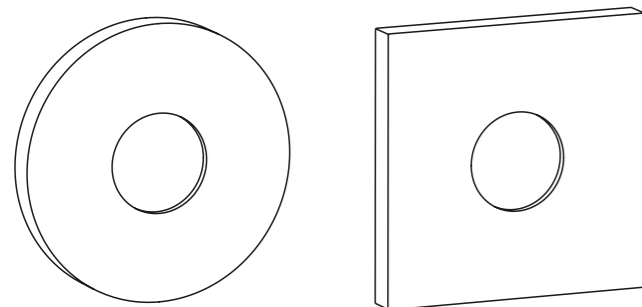


Ogni finitura S-COATING è anti-impronta e mette in risalto le forme della maniglia.

The whole Ento S-COATING line is anti-fingerprint and aims to highlight handle's shape.



SISTEMI DI MONTAGGIO / MOUNTING SYSTEMS

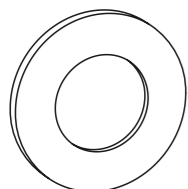


Componenti bassi R6

Rosette e bocchette di 6 mm di spessore con molla di ritorno integrata e diametro standard 50 mm. Montaggio semplificato, più solido rispetto alla tradizionale sottorosetta in acciaio. Maggior silenziosità di funzionamento.
Non richiede lavorazioni speciali sulla porta.

R6 low components

6 mm thick roses and escutcheons with integrated return spring and standard 50 mm diameter. Simplified assembly, more solid than the traditional steel substructure. Quieter operation. It does not require special machining on the door.

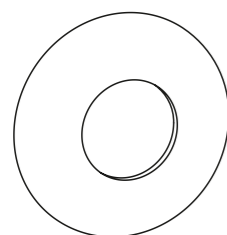


Componenti compatti C3

Rosette e bocchette di 3 mm di spessore con molla di ritorno integrata e diametro di 33 mm. Richiede una lavorazione sulla porta da eseguire con macchina automatica.

C3 compact components

3 mm thick roses and escutcheons with integrated return spring and 33 mm diameter. Requires machining on the door to be carried out with an automatic machine.

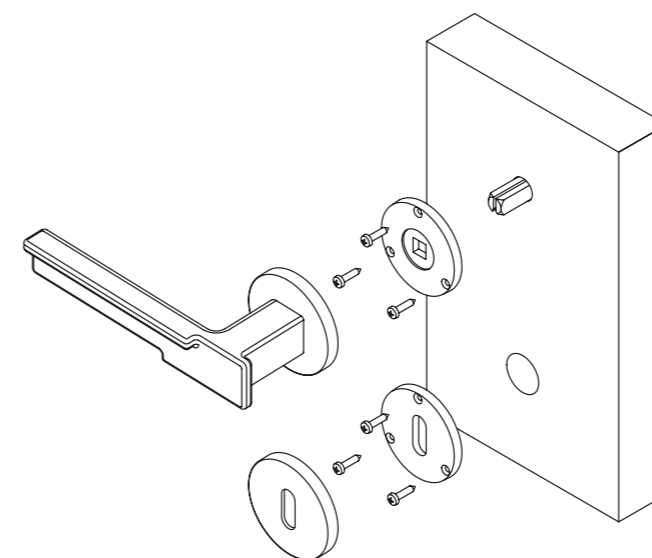


Rosetta Contour

Rosetta di 4 mm di spessore con molla di ritorno integrata e diametro di 43 mm. Montaggio semplificato; maggior silenziosità di funzionamento. Disponibile specificamente per il modello Contour.
Non richiede lavorazioni speciali sulla porta.

Contour Rose

4 mm thick rose with integrated return spring and 43 mm diameter. Simplified assembly; quieter operation. Available specifically for the Contour model. It does not require special machining on the door.



Componenti bassi R6: rosette e bocchette di 6 mm di spessore con molla di ritorno integrata e diametro standard 50 mm. Il montaggio è semplice, più solido rispetto alla tradizionale sottorosetta in acciaio e non richiede lavorazioni speciali sulla porta.

R6 low components: 6 mm thick, 50 mm diameter roses and escutcheons, including an integrated spring box. Simplified assembly, more solid and no need for a special machining on the door.



La rosetta C3 è attualmente la più piccola sul mercato con molla di ritorno integrata. Misura appena 33 mm di diametro e 3 mm di spessore, un risultato tecnico ed estetico che valorizza al massimo sia la maniglia che la porta su cui è montata.

The C3 rose, with its integrated return spring, is the smallest on the market. It is 33 mm diameter and 3 mm thick and is a technical and aesthetic result that enhances the handle and door.



Il German Kit GK è specificatamente progettato per tutte le situazioni in cui non è possibile usare il sistema standard di sottorosette, ad esempio con spessori ridotti o scarsa tenuta del legno. Due tiranti filettati fissano saldamente ogni coppia di sottorosette alla porta, attraverso due fori passanti con interasse 38 mm.

The GK German Kit is specifically designed for all situations where it is impossible to use the sub-rose standard system such as cases where there is reduced thickness or poor wood-tightness. Two threaded rods firmly fasten each door pair of sub-roses, through two holes with 38 mm inter-axis.

PROGETTI / REFERENCES

I prodotti Ento sono selezionati in progetti da tutto il mondo. Le qualità insostituibili dell'ottone e uno stile equilibrato ma riconoscibile, sono il valore aggiunto per completare e impreziosire allo stesso modo grandi realizzazioni e abitazioni private.

Ento products have been chosen and installed in projects all over the world. The irreplaceable quality of brass and a balanced but recognizable style are the added value for completing and enhancing large facilities and private homes alike.



Daewoo World Mark, Seoul.

Negli appartamenti esclusivi dei due grattacieli, trova naturale collocazione la best seller Cedro, moderna ed essenziale.

With its modern and essential style, the best-selling model Cedro found its natural home inside the exclusive flats in two skyscrapers.

Hotel Vista Palazzo, Lago di Como.

Questo splendido albergo cinque stelle lusso affacciato sul lago di Como ha subito un restyling nel 2019; nelle camere arredate in stile classico contemporaneo, le maniglie della serie Anatomica aggiungono una nota personale e modernista.


This splendid 5-star luxury hotel overlooking Lake Como underwent restyling works in 2019. Handles from the Anatomica series add a personal and modernist touch to the rooms furnished in contemporary classic style.



L'Estoril, Monaco, 2020.

Nell'importante ristrutturazione dei suoi lussuosi appartamenti è stata scelta la maniglia Wood su placca e finitura cromo lucido. In questa configurazione assume un aspetto più rigoroso ed elegante, conservando al tempo stesso il suo inconfondibile stile materico e senza tempo.

In an important renovation project concerning luxury apartments, the Wood handle was mounted on a plate with a polished chrome finish. This configuration produces a more rigorous and elegant decor while maintaining the timeless unmistakable style of the authentic material.



Cordis Hotel, Capital International Airport, Beijing, 2019.

La catena di alberghi del Langham Hospitality Group ha scelto Edge, in finitura cromo satinato, per le diverse aree VIP e business, confermando il successo di questo modello, sintesi fra aspetto tecnico ed elegante sobrietà.

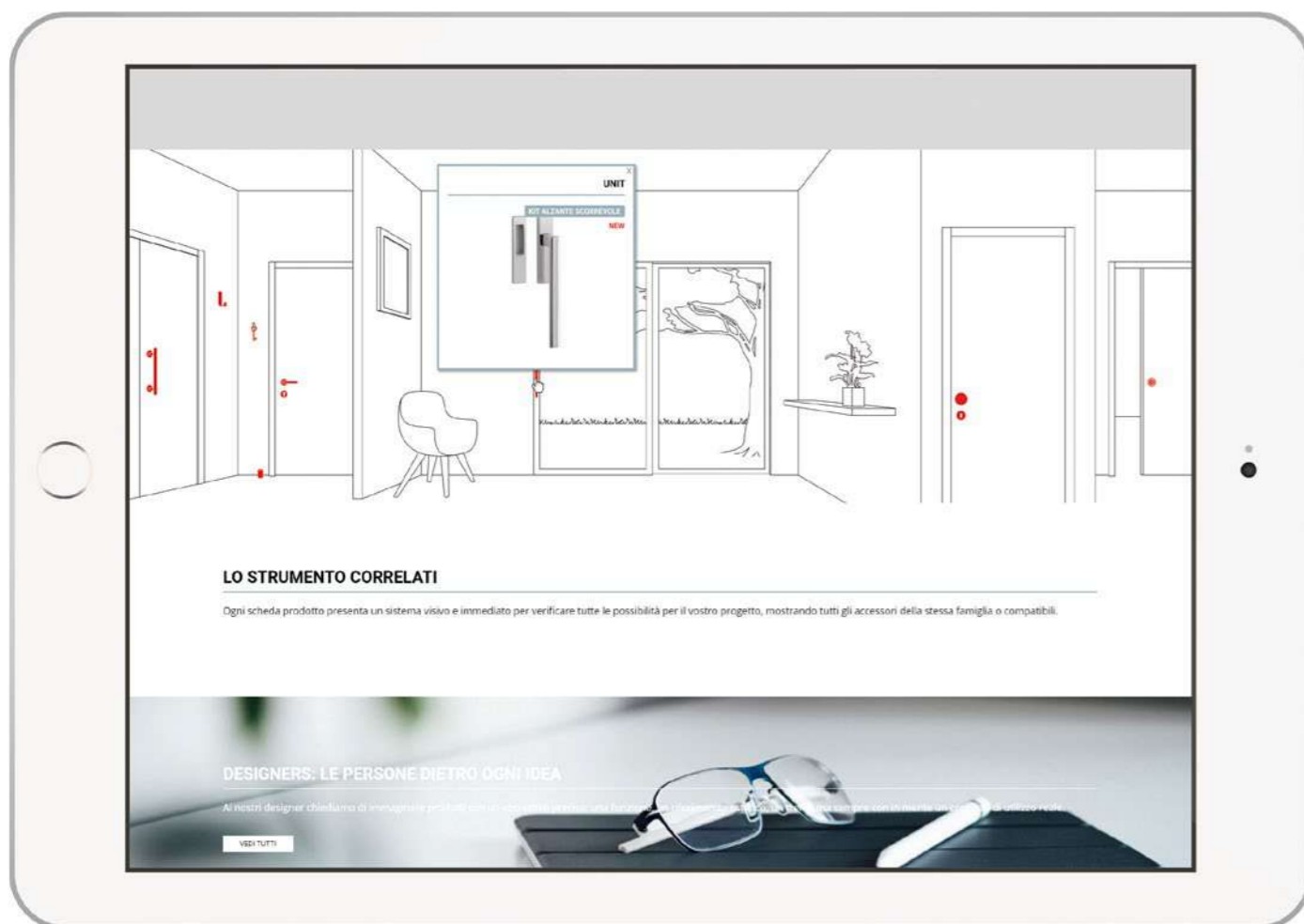
Hotels in the Langham Hospitality Group chose Edge in a satin chrome finish for the different VIP and business areas, thus confirming the success of this model - a combination of technical superiority and subtle elegance.



STRUMENTI PER LA SCELTA / TOOLS FOR CHOICE

Per facilitare la scelta di modelli e accessori, Ento offre al progettista alcune soluzioni, tra cui lo Strumento Correlati e la divisione della gamma in 3 categorie stilistiche.

To facilitate the choice of models and accessories, Ento offers designers a number of solutions, including the Coordination Tool which divides the range into 3 style categories.



STRUMENTO CORRELATI

Sul sito Ento ogni scheda prodotto presenta un sistema visivo e immediato per verificare tutte le possibilità per il vostro progetto, mostrando tutti gli accessori della stessa famiglia o compatibili.

COORDINATION TOOL

On the website each product sheet contains a visual and immediate system for all your project's possibilities. It shows all the accessories in the same or a compatible range.



La gamma è divisa in 3 categorie che svolgono 3 diverse funzioni all'interno di un progetto.

The range is divided into three categories that perform three different functions within a project.



ARCHITETTURALI

Prodotti che si integrano visivamente con l'architettura, o ne interpretano elementi e forme.

ARCHITECTURAL

Products that visually integrate with the architecture, or interpret its elements and shapes.



ESTETICI

Prodotti dotati di caratteristiche estetiche peculiari, come ad esempio quelli con un design di tipo organico.

AESTHETIC

Products with unique aesthetic characteristics, such as those with an organic design.



SPECIALI

Prodotti multimaterici o con soluzioni particolari.

SPECIAL

Multi-material products or special solutions.

PAROLA AI DESIGNER / DESIGNERS' PERSPECTIVE

Ento prosegue il suo percorso collaborando con designer e architetti di assoluto rilievo.

Dopo Gordon Guillaumier, Lorenzo Damiani e Giuseppe Bavuso, nel 2020 si sono aggiunti i nomi di Patrick Norguet e Matteo Nunziati con interpretazioni opposte dell'idea di maniglia, eppure perfettamente in linea con la filosofia del brand. Ai nostri designer chiediamo di immaginare prodotti con un obiettivo preciso: una funzione, un riferimento estetico, un trend, sempre con in mente un contesto di utilizzo reale.

Ento continues its mission by collaborating with acclaimed architects and designers.

After Gordon Guillaumier, Lorenzo Damiani and Giuseppe Bavuso, in 2020 the company worked with Patrick Norguet and Matteo Nunziati on opposite interpretations of the idea of the handle that were still perfectly in line with the brand's philosophy. We ask our designers to create products with a clear goal in mind: a function, an aesthetic reference, a trend, and always with a context for the actual use of the product.

Davide Diliberto
Creative director



"Nel momento in cui la mano afferra una maniglia, l'intensità e intimità degli stimoli restituiscono una percezione importante sulla qualità di esecuzione dell'intero progetto."

"The moment a person grasps a handle, the intensity and intimacy of the stimuli provide an important insight into the quality of implementation of the whole project."

Giuliano Galeazzi



Lorenzo Damiani



Gordon Guillaumier



Itamar Harari



G. e R. Fauciglietti



Manuela Bucci



Marelli - Molteni



Anna Deplano



Enrico Marforio



Daniele Moro



Matteo Nunziati



"Il design che sviluppo è strettamente legato all'architettura d'interni e l'architettura d'interni che sviluppo è legata al dettaglio. La qualità di un progetto emerge proprio dai dettagli, dove non si può "barare": naturale quindi che la maniglia sia un elemento fondamentale di ogni progetto."

"My vision of design is closely linked to interior architecture and that, in turn, is connected to attention to detail. The quality of a product shows in the details, of course, and it's impossible to "cheat": there is no question that handles are fundamental elements of each project."

Patrick Norguet



"La maniglia è un oggetto unico e allo stesso tempo comune, profondamente radicato nella nostra cultura; può raccontare molto di un ambiente! A seconda dello stile e delle sue caratteristiche, può conferirgli un'identità ben definita. Che sia ammaccata, ornamentale, minimal o economica, la maniglia è anche un simbolo sociale che demarca uno spazio. E per tutti questi fattori, è esaltante decifrare e disegnare un prodotto come questo."

"The door handle is a singular and common object that is deeply rooted in our cultures; it says a lot about an interior! Depending on its style and design, it gives a place a real identity. Dented, ornamental, minimal or cheap, the door handle is also a social symbol that signs a space. And for all these reasons, it is exciting to decipher this object and to design it."

Eugeni Quitllet



“Usare una maniglia è un’esperienza che parte dagli occhi e prosegue nel movimento. È una continuità di azioni che devono connettersi armonicamente! E quando la maniglia non viene utilizzata deve integrarsi in modo elegante e decorativo, trasmettendo un senso di affidabilità.”

“The action of using a handle is an experience that start in the eye and continues in the movement. It’s a continuity of actions that must connect together in harmony! And when the handle is not in use it must stay in an elegant and decorative serenity and give the sense of trust.”

Giuseppe Bavuso



“Sono convinto che nella nostra professione non si possa prescindere da una precisa responsabilità: ogni progetto risponde a esigenze contemporanee, ma deve avere, come prospettiva, il futuro. Quindi riciclabilità, risparmio energetico, sostenibilità, utilizzo di materiali a basso impatto ambientale, sono tutti criteri che considero fondamentali nel mio lavoro.”

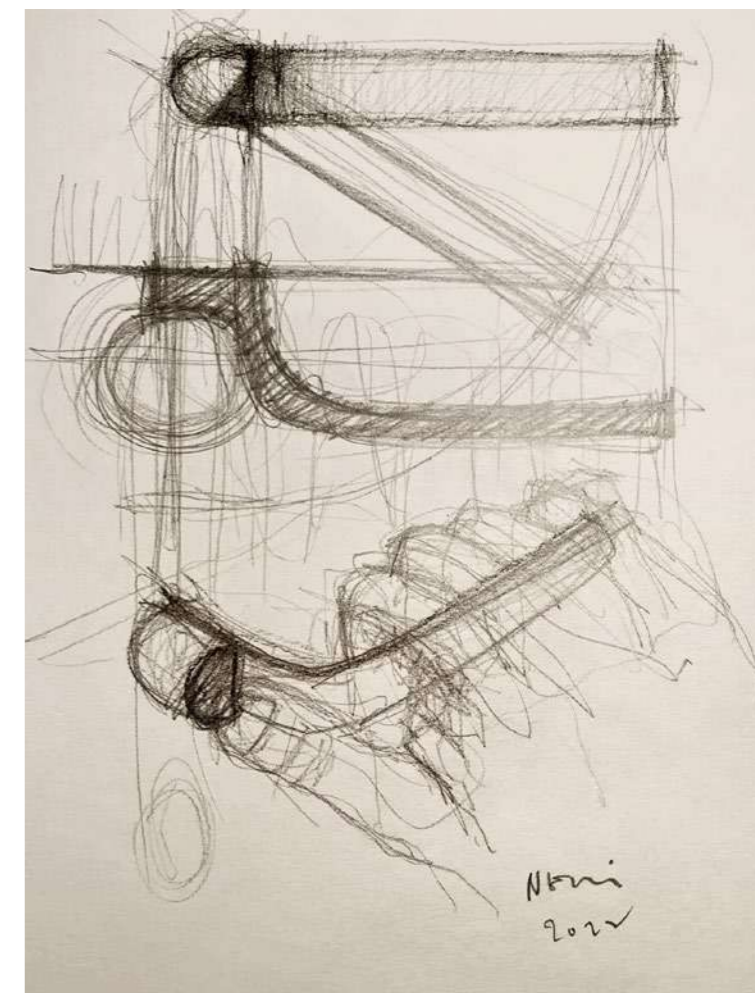
“I am convinced that in our profession we cannot disregard a precise responsibility: each project responds to contemporary needs, but must have the future as its perspective. So recyclability, energy saving, sustainability, and the use of materials with a low environmental impact are all criteria that I consider to be fundamental in my work.”

Lyndon Neri & Rossana Hu



“Il semplice gesto quotidiano di aprire una porta è allo stesso tempo ordinario e sorprendente, ripetuto migliaia di volte nella nostra vita, può comunque evocare una serie di emozioni. Afferrare una maniglia potrebbe portarti indietro nel tempo, un viaggio attraverso la memoria, o avanti, anticipando ciò che si troverà oltre la soglia.”

“The simple everyday act of opening a door is both mundane and sublime, repeated thousands of times in our lifetime, it nevertheless can evoke an array of emotions. The feeling of grasping a handle could take you backwards in time, a journey through memory, or it can take you forwards, anticipating what is to be found.”



A destra, uno sketch di Lyndon Neri per la collezione Zai, design Neri&Hu, 2022.

Right, a sketch from Lyndon Neri for the Zai collection, design Neri&Hu, 2022.

INDICE / INDEX

Maniglie Door Handles

ARCHITETTURALI
ARCHITECTURAL 32

CEDRO 36



CEDRO SQ 37



EDGE 39



EDGE SQ 41



LIFT 45



LIFT C3 46



ROBOT 49



SAND 54



SAND SQ 55



SMART 56



TECA QUADRO 62



TECA RIGA 61



TRACE 67



TUBE 70



UNIT 73



UNIT C3 75



UNIT SQ 74



VELVET 77



VELVET C3 79



VELVET SQ 78



ZAI 81



Maniglie Door Handles

ESTETICHE
AESTHETIC 82

ANATOMICA 85



ANATOMICA SQ 86



CONTACT 89



DAFNE 90



ELAN 93



FLAP 94



FLOW 97



FLOW C3 98



ILEX 100



INFINITO 101



LIFE 103



LIFE C3 104



LINK 106



MABELLE 110



MABELLE SQ 111



PILOT 113



PILOT C3 114



PLISSÉ 116



REFLEX 119



REFLEX C3 120



SPOON 123



SPOON C3 124



TULIPANO 126



WAVE 127



WING 129



WING C3 130



WOOD 133



WOOD C3 135



WOOD SQ 134



CONTOUR 139



CONTOUR plus 140



DROP 143



GHOST 145



SHINY 147



Maniglie Door Handles

SPECIALI
SPECIAL 136

INDICE / INDEX

Maniglioni Door pull

ANATOMICA	162
ANATOMICA SQ	163
CEDRO	150
CONTACT	160
DROP	166
GHOST	167
LINK	164
SHINY	165
SMART	158
SPOON	159
TRACE	154
TUBE	151
UNIT	152
UNIT SQ	153
ZAI	157

Pomoli Door knob

DROP	178
FLAG	171
GHOST	176
SHINY	177
SPOT	170
UNIT	172
UNIT C3	174
UNIT SQ	173

Incasso Flush handles

PATCH	186
TWIN	182
VIOLA	189

Accessori Accessories

ADE	197
ARES	198
CITY	192
CONTOUR	195
EROS	197
KINGSTONE	196
KINGSTONE C3	193
PAN	191, 196
PAN SQ	191
PARK	192
SPOON	194
SURF	190, 196
UNIT chiave	199
UNIT fermaporte	200

Alzanti scorrevoli Pull-up handles

UNIT	201
------	-----

Codici Codes

1104	198	6063	36	6171	41	6236	134
1108	199	6064	150	6173	41	6238	134
4488	189	6075R6	37	6175R6	55	6240R6	74
4610	200	6076	37	6176	55	6241	74
4620R6	170	6078	37	6178	55	6243	74
4621R6	171	6085R6	147	6180R6	111	6244R6	173
4820R6	145	6086	147	6181	111	6245R6	78
4821	145	6088	147	6183	111	6246	78
4823BIS	145	6089R6	165	6185C3	46	6248	78
4824R6	167	6090R6	101	6185R6	45	6250R6	49
4825R6	176	6091	101	6186	45	6251	49
4830R6	56	6093	101	6188	45	6252	49
4831	56	6100R6	116	6190C3	130	6255	139
4833BIS	56	6101	116	6190R6	129	6256	139
4834R6	158	6103	116	6191	129	6260	140
4870R6	85	6105R6	86	6193	129	6261	140
4871	85	6106	86	6195C3	98	6265R6	93
4873BIS	85	6108	86	6195R6	97	6266	93
4874R6	162	6109R6	163	6196	97	6268	93
4910	197	6110R6	94	6198	97	6270R6	61
4911	197	6111	94	6200C3	75	6271	61
5200	196	6113	94	6200R6	73	6273	61
5200C3	193	6115R6	106	6201	73	6275R6	62
5207	194	6116	106	6203	73	6276	62
5208R6	194	6118	106	6204R6	152	6278	62
5209	195	6119AR6	164	6205C3	174	6280R6	89
5210	195	6130R6	127	6205R6	172	6281	89
5212R6	192	6131	127	6207	201	6283	89
5214R6	192	6133	127	6208R6	177	6284A	160
5215	196	6135R6	70	6209R6	153	6284B	160
5216R6	190	6136	70	6210C3	79	6285R6	81
5217	196	6138	70	6210R6	77	6286	81
5218R6	191	6139R6	151	6211	77	6288	81
5220R6	191	6140R6	39	6213	77	6289	157
5300S	183	6141	39	6215C3	114		
5300SCF	183	6143	39	6215R6	113		
5300SWC	183	6145R6	54	6216	113		
5300SWCN	183	6146	54	6218	113		
5300SY	183	6148	54	6220R6	143		
5301S	187	6150R6	110	6221	143		
5301SCF	187	6151	110	6222	143		
5301SWC	187	6153	110	6223	178		
5301SWCN	187	6155C3	120	6224R6	166		
5301SY	187	6155R6	119	6225C3	124		
6005R6	100	6156	119	6225R6	123		
6006	100	6158	119	6226	123		
6008	100	6160C3	104	6227	123		
6015R6	126	6160R6	103	6229	159		
6016	126	6161	103	6230R6	67		
6018	126	6163	103	6231	67		
6020R6	90	6165C3	135	6232	67		
6021	90	6165R6	133	6233A	154		
6023	90	6166	133	6233B	154		
6060R6	36	6168	133	6234	155		
6061	36	6170R6	41	6235R6	134		

-ento

MANIGLIE / DOOR HANDLES

ARCHITETTURALI / ARCHITECTURAL



Prodotti che si integrano visivamente con l'architettura, o ne interpretino elementi e forme.

Products that visually integrate with the architecture, or interpret its elements and shapes.






CEDRO

L'essenza del design architettonico, una forma tridimensionale che diventa superficie senza spessore. Cedro è un esempio di maniglia di design pioneristico e archetipo di modernità, in cui le geometrie pure esaltano il materiale e si integrano visivamente con il progetto.

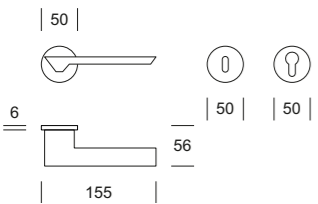
The essence of architectural design, a three-dimensional shape that becomes a surface without thickness. Cedro is an example of pioneering design and archetypal modernity, in which pure geometries enhance the material and visually integrate with the project.

CEDRO

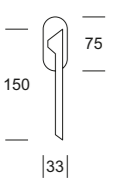
Giuliano Galeazzi

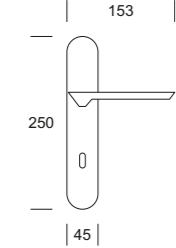
6060R6




6063



6061




- CR**
- CRS**
- H-CS**
- H-OS**
- H-BS**
- S-NO**
- NS**

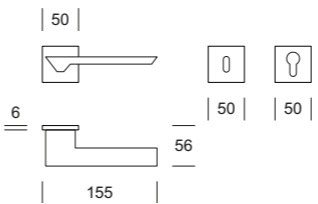


CEDRO SQ

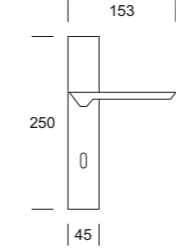
Giuliano Galeazzi

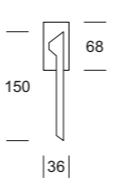
6075R6




6076



6078



- CR**
- CRS**
- H-CS**
- H-OS**
- H-BS**
- S-NO**
- NS**

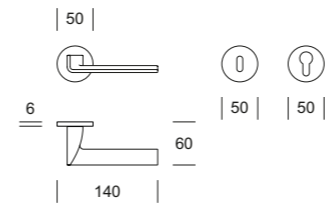


EDGE

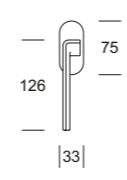
Davide Diliberto e Manuela Bucci



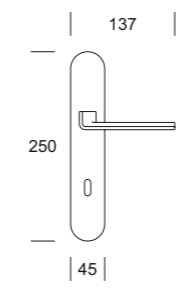
6140R6



6143



6141



WARRANTY 10 YEARS CR



WARRANTY 10 YEARS CRS



New WARRANTY 15 YEARS H-CS



S-NO



EDGE

La forma estremamente rigorosa nasce intorno al bordo frontale, una linea sottile di luce. Un prodotto ideale per contesti formali o industrial.

The rigorous shape is developed around the front edge, a thin line of light. It is a product that perfectly fits with formal and industrial environments.



EDGE SQ

Davide Diliberto e Manuela Bucci



WARRANTY 10 YEARS CR



WARRANTY 10 YEARS CRS



New WARRANTY 15 YEARS H-CS



S-NO



6170R6

50



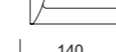
6



50

50

60



140




6171

137



250



45

6173

68



126



36



-ento



EDGE SQ
Diliberto - Bucci

LIFT

Davide Diliberto



-ento

LIFT

Lift sfugge ai vincoli tecnici. Sale in diagonale mentre si assottiglia rapidamente, disegnando un segno rapido sulla porta. Nella versione C3 la rosetta scompare nella base della maniglia, un risultato estetico e tecnico sorprendente. Particolarmente adatta ad ambienti di gusto architettonico e minimal.

Lift escapes the technical constraints. It rises diagonally while rapidly thins, drawing a quick sign on the door. In the C3 version the rose disappears in the base of the handle, a surprising technical and aesthetic result. Ideally suited for architectural and minimal taste environments.



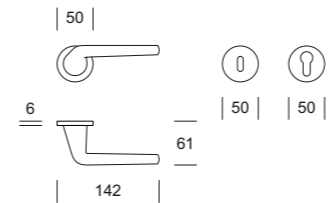
WARRANTY 10 YEARS CR

WARRANTY 10 YEARS CRS

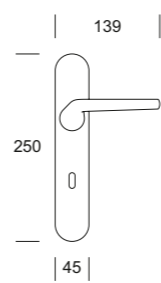
New WARRANTY 15 YEARS H-CS



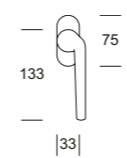
6185R6



6186



6188



LIFT C3

Daive Diliberto



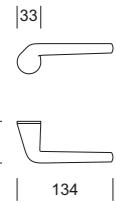
WARRANTY 10 YEARS CR

WARRANTY 10 YEARS CRS

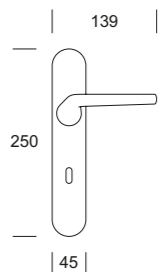
New WARRANTY 15 YEARS H-CS



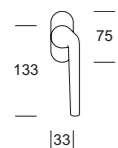
6185C3



6186




6188

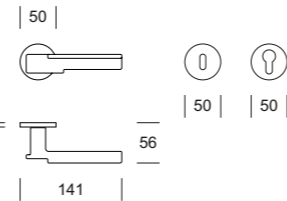


ROBOT

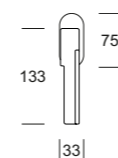
Davide Diliberto



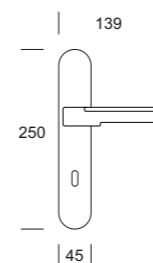
6250R6



6252



6251



WARRANTY 10 YEARS CR

WARRANTY 10 YEARS CRS

New WARRANTY 15 YEARS H-CS

New WARRANTY 15 YEARS H-OS

S-NO



ROBOT

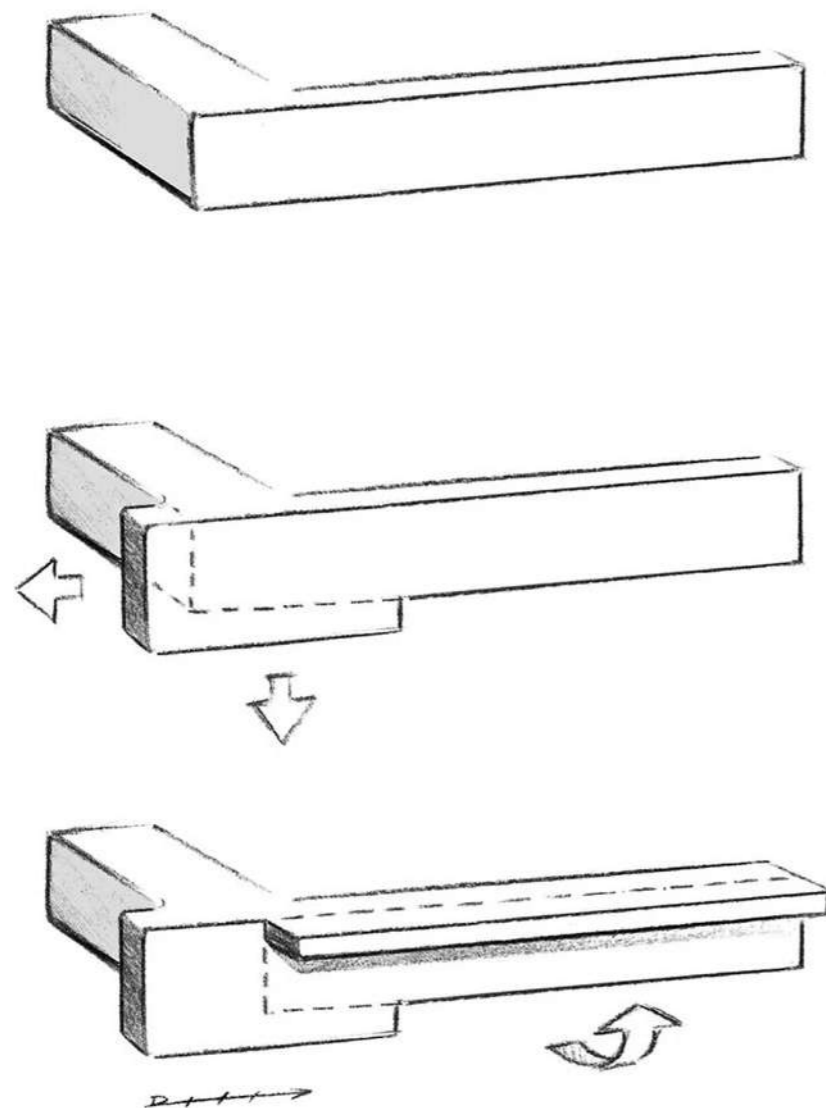
La linea Robot è interamente ispirata al concetto di trasformazione. Come un esempio di micro architettura, è il risultato di forme regolari da cui idealmente si estendono e ruotano dei piani per offrire superfici d'appoggio là dove servono, per il palmo e per il pollice.

The Robot is inspired by the concept of transformation. It reminds a micro architecture and it is a combination of regular shapes configured to extend and rotate in a manner that ensures that user's palm and thumb will find the right grip area.

-ento

ROBOT

Daide Diliberto



Inquadra il QR Code per vedere come Robot interpreta il concetto di trasformazione.

Scan the QR code to see how Robot interprets the concept of transformation.



ROBOT
Daide Diliberto
Finitura / Finish: S-NO

SAND

L'equilibrio del rigore geometrico e le forme vive della natura.

The balance of the geometric strictness and the living nature's shapes.



SAND

Davide Diliberto e Manuela Bucci



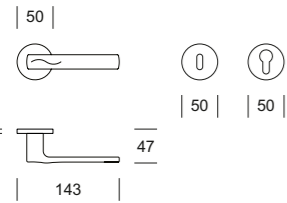
WARRANTY 10 YEARS CR

WARRANTY 10 YEARS CRS

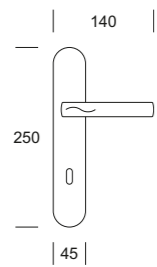
WARRANTY 10 YEARS FLA



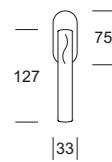
6145R6



6146



6148



SAND SQ

Davide Diliberto e Manuela Bucci



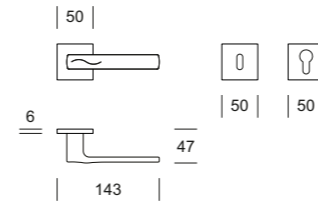
WARRANTY 10 YEARS CR

WARRANTY 10 YEARS CRS

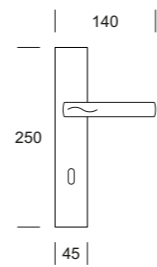
WARRANTY 10 YEARS FLA



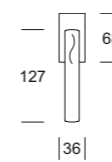
6175R6



6176



6178



SMART



WARRANTY 10 YEARS CR

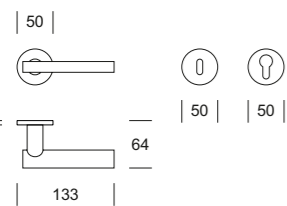
WARRANTY 10 YEARS CRS

New WARRANTY 15 YEARS H-OS

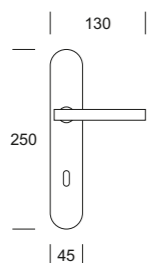
NS



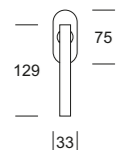
4830R6




4831



4833BIS



Smerigliatura manuale
Hand grinding

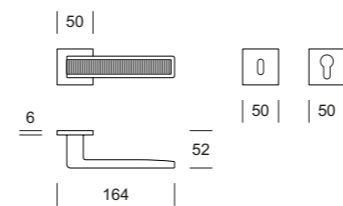


TECA riga / TECA quadro
Matteo Nunziati

TECA riga Matteo Nunziati



6270R6

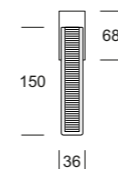


WARRANTY 10 YEARS CR

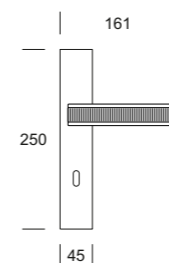
WARRANTY 10 YEARS CRS



6273



6271



TECA

Modernità e tradizione: le forme rigorose sono finemente decorate non solo sulla faccia frontale, ma anche sul collo per un risultato estetico unico. Le texture essenziali, a righe o a quadri, sono pensate per decorare in modo discreto un ampio spettro di progetti.

"Teca è ispirata alla grande storia della lavorazione orafa italiana."

Modern style and tradition: rigorous architectural shapes feature a precious finishing on the front face up to the neck for a unique aesthetic result. Essential textures are designed to discreetly decorate with lines or squares and to be suitable for a wide range of projects.

"Teca is inspired by the great history of Italian goldsmithing."

-ento

(Matteo Nunziati)

TECA quadro Matteo Nunziati

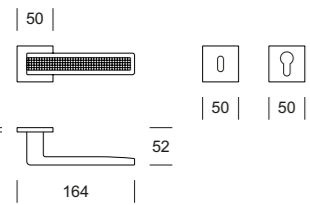


WARRANTY 10 YEARS CR

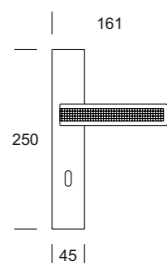
WARRANTY 10 YEARS CRS



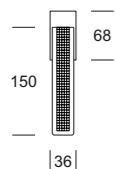
6275R6



6276



6278





Modelli di studio e prototipi della linea Trace di Lorenzo Damiani.
Allestimento "Innesti" per la rassegna DimoreDesign, Bergamo, 2018.

Study models and prototypes of the Trace line by Lorenzo Damiani.
"Innesti" installation for DimoreDesign event, Bergamo (Italy), 2018.

TRACE

Lorenzo Damiani



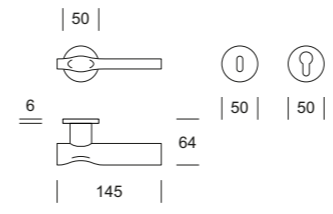
WARRANTY 10 YEARS CR



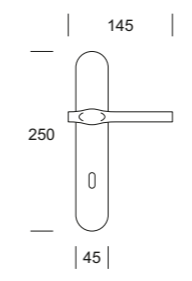
WARRANTY 10 YEARS CRS



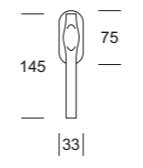
6230R6



6231



6232



TRACE

La forma di un semilavorato dell'industria del mobile, a sottolineare la natura della maniglia, a metà strada fra elemento funzionale e complemento d'arredo. La deformazione in corrispondenza del pollice invita alla presa, una traccia del processo industriale, un punto di contatto simbolico fra natura umana e tecnologia, o semplicemente l'impronta della creatività sulla produzione in serie.

The shape of a semi-finished product, to underline the handle's nature, halfway between a functional element and a furnishing accessory. A deformation at the thumb level helps the grip, a trace of an industrial process and a symbolic point of contact between human nature and technology or it is simply the imprint of creativity on mass production.

-ento



TUBE

Marelli - Molteni



WARRANTY 10 YEARS CR



WARRANTY 10 YEARS CR/CRS



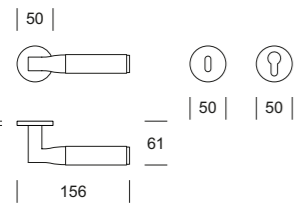
WARRANTY 10 YEARS CRS



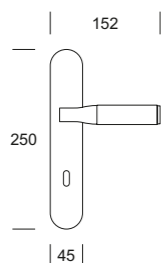
WARRANTY 10 YEARS CRS/CR



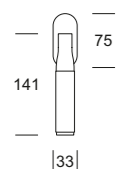
6135R6



6136



6138



TUBE

Marelli - Molteni



CR/W



CR/Z



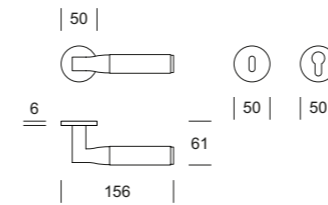
CRS/W



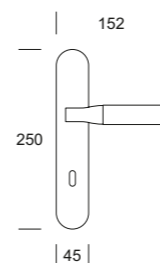
CRS/Z



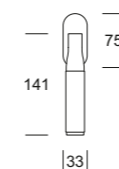
6135R6




6136




6138



UNIT Davide Diliberto



WARRANTY 10 YEARS CR



WARRANTY 10 YEARS CRS



New WARRANTY 15 YEARS H-CS



S-NO



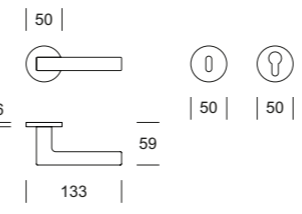
-ento

UNIT

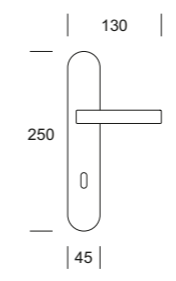
E' una linea passepartout, la prima della gamma moderna ad essere concepita come sistema esteso. Il concetto di complemento per tutto l'ambiente si traduce in una serie di accessori disegnati su una speciale sezione quadrata ammorbidita per adattarsi ad ogni stile.

It is a passepartout line, the first one to be conceived as an extended system within the modern range, a complement for the whole environment. Unit is a complete series of handles and accessories designed around a special cross section, squared and softened at the same time to be suitable for any kind of styles.

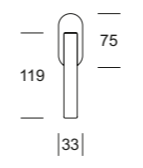
6200R6



6201




6203



UNIT SQ

Davide Diliberto



WARRANTY 10 YEARS CR



WARRANTY 10 YEARS CRS



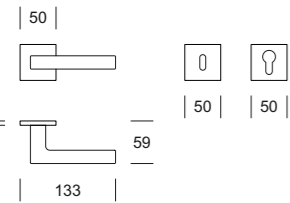
WARRANTY 15 YEARS H-CS



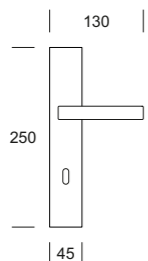
S-NO



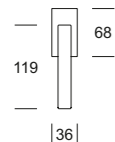
6240R6



6241



6243



UNIT C3

Davide Diliberto



WARRANTY 10 YEARS CR



WARRANTY 10 YEARS CRS



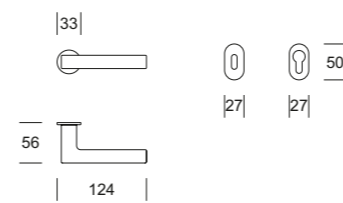
WARRANTY 15 YEARS H-CS



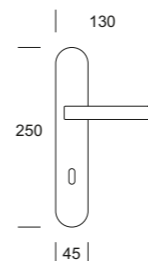
S-NO



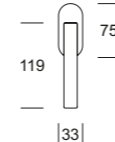
6200C3



6201



6203

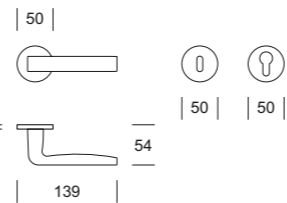


VELVET

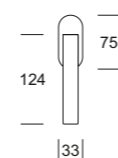
Graziella e Renzo Fauciglietti



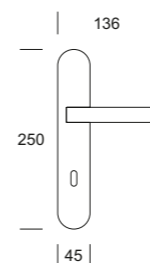
6210R6



6213



6211



WARRANTY 10 YEARS CR

WARRANTY 10 YEARS CRS

New WARRANTY 15 YEARS H-OS

New WARRANTY 15 YEARS H-BS

S-NO



VELVET


E' l'abbinamento di una linea esterna sobria e regolare come un nastro, ad una sezione interna organica, sviluppata per il massimo piacere della presa. Un prodotto estremamente discreto e adatto ad un vasto range di ambienti.

This door handle mixes a sober and regular external look, with an rounded cross section, intended for the maximum comfort. Thanks to its duality, it's a product extremely discreet and suitable for a wide range of environments.

-ento

VELVET SQ

Graziella e Renzo Fauciglietti



6245R6
 | 50 |
 | 6 |
 | 54 |
 | 139 |

6246
 | 136 |
 | 250 |
 | 45 |

6248
 | 124 |
 | 68 |
 | 36 |

VELVET C3

Graziella e Renzo Fauciglietti



6210C3
 | 33 |
 | 51 |
 | 130 |

6211
 | 136 |
 | 250 |
 | 45 |

6213
 | 124 |
 | 75 |
 | 33 |

ZAI Neri&Hu



WARRANTY 10 YEARS CR



WARRANTY 10 YEARS CRS



New WARRANTY 15 YEARS H-CS



New WARRANTY 15 YEARS H-OS



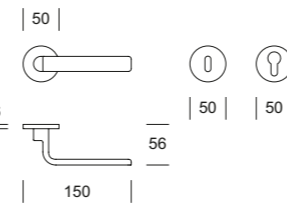
New WARRANTY 15 YEARS H-BS



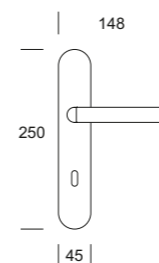
S-NO



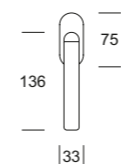
6285R6



6286



6288



ZAI

“Questo progetto solleva la maniglia dal ruolo contemporaneo di elemento decorativo per la porta. Torna a svolgere la semplice funzione di ferramenta, con una forma modellata sull'esigenza di ruotarla e che, inoltre, enfatizza la lucentezza del metallo. Materializzando l'archetipo della maniglia nella memoria collettiva e attualizzandola secondo i moderni processi produttivi e tipologie, la collezione Zai (“ancora” in cinese) fa da ponte fra passato e presente, ricordo e realtà.”

“The design frees the handle from the contemporary position as door decoration. It plays the notion of a simple door opening hardware by magnifying the form that conforms to physical rotation, and eventually makes the material itself shine. By concretizing the archetype of the handle in people's common memory and conforming to the modern process and lines, the Zai (“again” in chinese) collection serves as a conceptual linkage between the past and the present, memory and reality.”

-ento

(Lyndon Neri & Rossana Hu)

-ento

MANIGLIE / DOOR HANDLES

ESTETICHE / AESTHETIC



Prodotti dotati di caratteristiche estetiche peculiari,
come ad esempio quelli con un design di tipo organico.

*Products with unique aesthetic characteristics, such as those
with an organic design.*



ANATOMICA



-ento

ANATOMICA

Un oggetto scultoreo, che sorprende per il piacere della presa e le proporzioni anticonvenzionali.

It is a sculptural object, that features a pleasing grip and unconventional proportions.



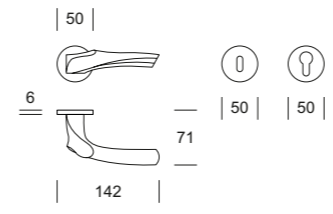
WARRANTY 10 YEARS CR

WARRANTY 10 YEARS CRS

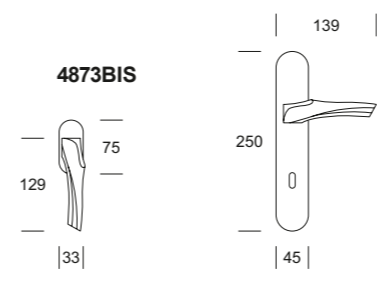
NS



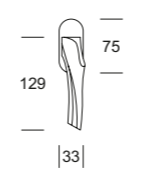
4870R6



4871



4873BIS



ANATOMICA SQ



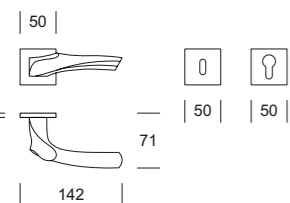
WARRANTY 10 YEARS CR

WARRANTY 10 YEARS CRS

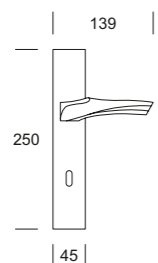
WARRANTY 15 YEARS NS



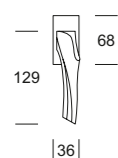
6105R6



6106




6108



ANATOMICA
Finitura / Finish: NS
Hotel Vista Palazzo, Lago di Como.

CONTACT Eugeni Quitllet



WARRANTY 10 YEARS CR

WARRANTY 10 YEARS CRS

New WARRANTY 15 YEARS H-CS

S-NO



-ento

CONTACT

Sintesi tra forme morbide e rigorose, Contact è l'interpretazione Ento dello stile informale. La presa sottile e il caratteristico profilo a T appena accennato, donano comfort e leggerezza visiva.

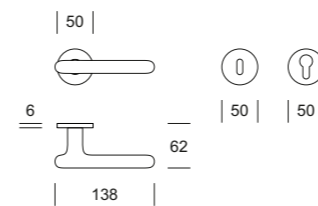
"La cosa più difficile è restare moderni in qualsiasi epoca e in ogni luogo."

As a synthesis between rounded and rigorous shapes, Contact is the Ento vision of informal style. The thin grip and the distinctive, yet just hinted "T" profile give comfort and visual lightness.

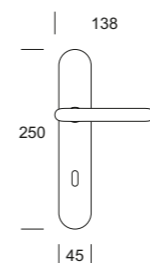
"The most difficult thing is to stay modern in every time and in every place."

(Eugeni Quitllet)

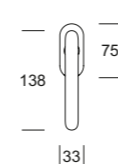
6280R6



6281



6283



DAFNE



WARRANTY 10 YEARS CR

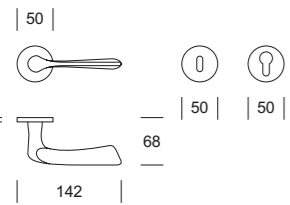
WARRANTY 10 YEARS CRS

NS

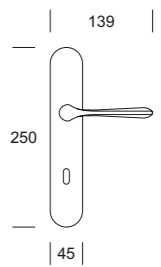
OL




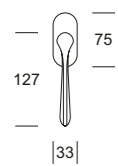
6020R6



6021



6023



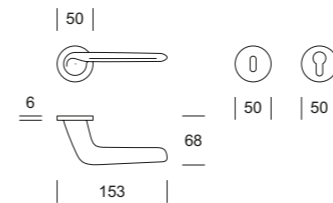
Smerigliatura automatizzata
Automated grinding

ELAN Patrick Norguet

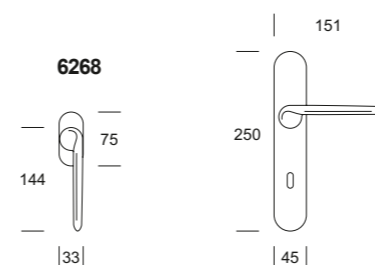


archiproducts
DESIGN AWARDS
WINNER 2020

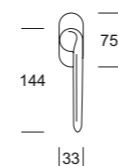
6265R6



6266



6268



WARRANTY 10 YEARS CR



WARRANTY 10 YEARS CRS



New WARRANTY 15 YEARS H-CS



New WARRANTY 15 YEARS H-OS



New WARRANTY 15 YEARS H-BS



S-NO



ELAN

Elan ridefinisce i canoni formali della maniglia. Il collo è tagliato di netto, ridotto alle dimensioni minime di fissaggio per fondersi visivamente in una presa sottile ed ergonomica. La percezione cambia a seconda del punto d'osservazione: se dall'alto appare come un'unica ala sfuggente, dalle altre viste si apprezza lo spessore ridotto, di appena 13mm, sia della presa che del collo. Elan trasmette leggerezza e modernità con un mix neutro di forme tecniche e organiche.

Elan redefines the formal canon for handles. The neck is squared off, cut to the smallest dimensions possible for installation, visually blended with the thin and ergonomic lever. Perception changes depending on the angle of observation: from the top, it looks like a faint single wing, and from the other sides, the reduced thickness is remarkable: both the neck and the lever are only 13 mm wide. Elan conveys lightness and modernity with a neutral mix of technical and organic shapes.

-ento

FLAP

Enrico Marforio e Daniele Moro



WARRANTY 10 YEARS CR

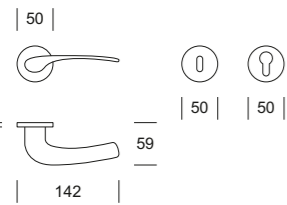
WARRANTY 10 YEARS CRS

S-NO

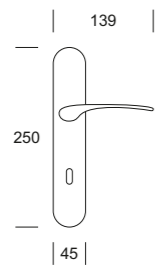
OL



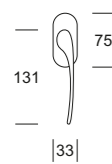
6110R6



6111



6113



CEDRO SQ
Giuliano Galeazzi





PILOT
Graziella e Renzo Fauciglietti



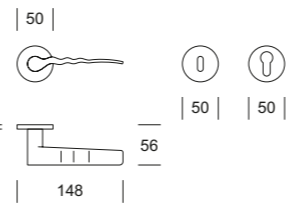
EDGE
Davide Dilberto e Maurizio Ilari

FLOW

Itamar Harari



6195R6

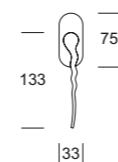


WARRANTY 10 YEARS CR

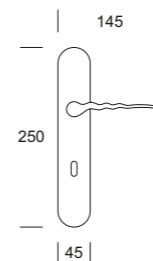
WARRANTY 10 YEARS CRS



6198



6196



FLOW

Un oggetto iconico, allusivo, che si inserisce in un trend in cui è concesso giocare con gli stili e le culture. FLOW è un esempio di design spensierato, che trasmette le sue vibrazioni visive alla mano e all'ambiente che arreda con la forma viva e i riflessi del metallo. Adatta a contesti informali, pop, o per caratterizzare ambienti neutri.

An iconic and suggestive object which is part of a trend where it is allowed to play with styles and cultures. FLOW is an example of cheerful design, it transmits its visual vibrations to the hand and to the environment that it endows with its living shape and its metal reflections. Suitable to informal and pop settings, or to distinguish neutral environments.

-ento

FLOW C3

Itamar Harari

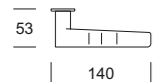
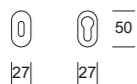
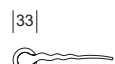


WARRANTY 10 YEARS CR

WARRANTY 10 YEARS CRS



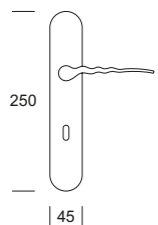
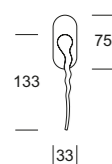
6195C3



6196



6198



PLATFORM

BEST ITALIAN EXHIBITION DESIGN SELECTION


Foreword

Introduction text in the exhibition catalog, discussing design and exhibition concepts.

AVVERTENZE



ILEX



WARRANTY 10 YEARS CR

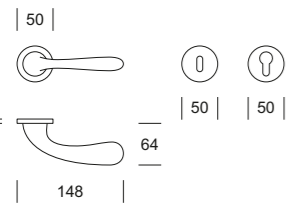
WARRANTY 10 YEARS CRS

NS

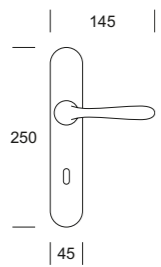
OL



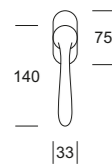
6005R6



6006



6008



INFINITO Giuliano Galeazzi



WARRANTY 10 YEARS CR

WARRANTY 10 YEARS CRS

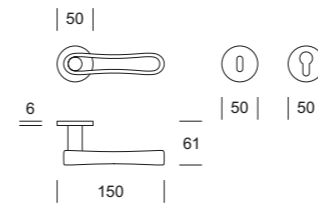
CR/SB

CR/S-NO

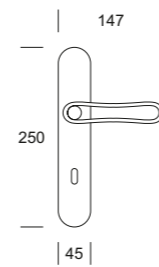
NS



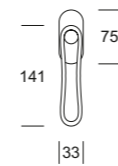
6090R6



6091



6093



LIFE Davide Diliberto e Manuela Bucci



WARRANTY 10 YEARS CR



WARRANTY 10 YEARS CRS



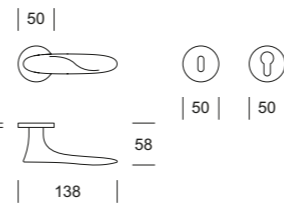
-ento

LIFE

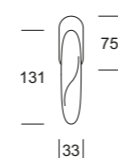
L'essenza del design ergonomico, dove il metallo liquido prende vita, assecondando le forme della mano. Decora con i chiaroscuri decisi e contrapposti, in continuo movimento.

The essence of ergonomic design, where the liquid metal comes to life supporting the hand shapes. Enhance with definite and contrasted "chiaroscuro", in a never-ending motion.

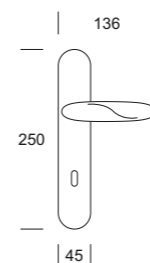
6160R6



6163



6161



LIFE C3

Davide Diliberto e Manuela Bucci



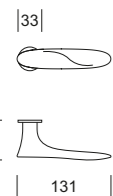
WARRANTY 10 YEARS CR



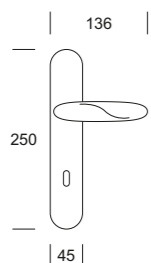
WARRANTY 10 YEARS CRS



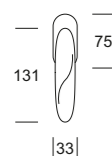
6160C3



6161



6163



Marcatura laser
Laser marking

LINK Anna Deplano

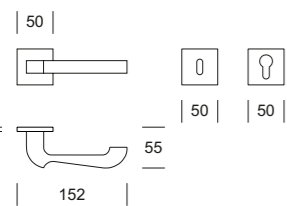


WARRANTY 10 YEARS CR

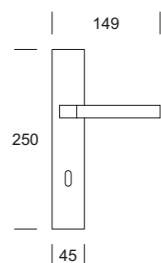
WARRANTY 10 YEARS CRS

NS


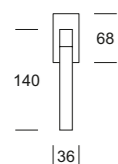
6115R6



6116



6118






MABELLE

Il lato romantico dell'eleganza.
La citazione del capitonné e il profilo regolare creano un
oggetto decorativo senza tempo.

*The romantic side of elegance.
The capitonné echo and the regular outline create a decorative
and timeless object.*

MABELLE

Davide Diliberto e Manuela Bucci



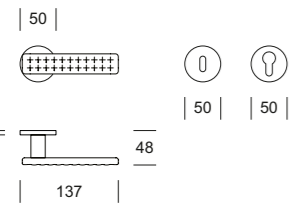
WARRANTY 10 YEARS CR

WARRANTY 10 YEARS CRS

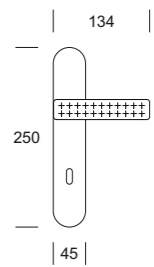
WARRANTY 15 YEARS FLA



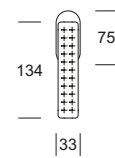
6150R6



6151



6153



MABELLE SQ

Davide Diliberto e Manuela Bucci



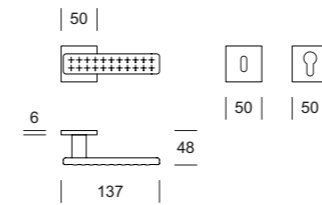
WARRANTY 10 YEARS CR

WARRANTY 10 YEARS CRS

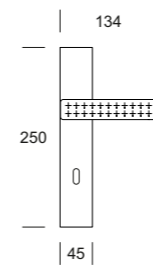
WARRANTY 15 YEARS FLA



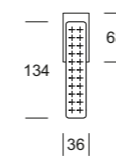
6180R6



6181



6183



PILOT

Graziella e Renzo Fauciglietti




-ento

PILOT

Un modello dalle linee decise, caratterizzato da forti contrasti di luce. La forma compatta, l'aspetto tecnico e il bordo anteriore sottilissimo la rendono ideale per ambienti moderni e contract.

This is a product with taut lines, that features strong light contrast. The compact shape, together with the technical look and the very thin front edge make it suitable for modern environments and for the contract.



WARRANTY 10 YEARS CR

WARRANTY 10 YEARS CRS

New WARRANTY 15 YEARS H-BS

S-NO

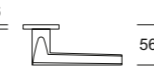


6215R6

50



6



138

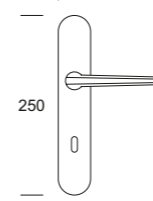


50

50

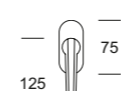
6216

135



45

6218



33

125

75

250

PILOT C3

Graziella e Renzo Fauciglietti



WARRANTY 10 YEARS CR



WARRANTY 10 YEARS CRS



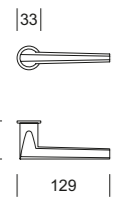
New WARRANTY 15 YEARS H-BS



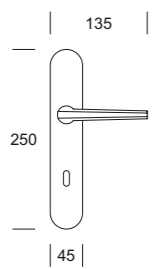
S-NO



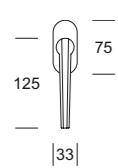
6215C3



6216



6218



PLISSÉ

Enrico Marforio e Daniele Moro



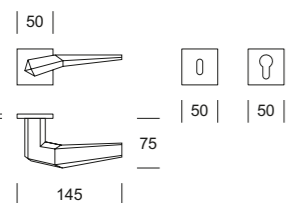
WARRANTY 10 YEARS CR

WARRANTY 10 YEARS CRS

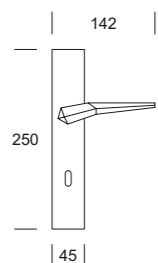
NS



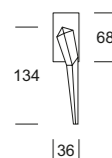
6100R6



6101



6103



REFLEX

Davide Diliberto e Manuela Bucci



WARRANTY 10 YEARS CR

WARRANTY 10 YEARS CRS



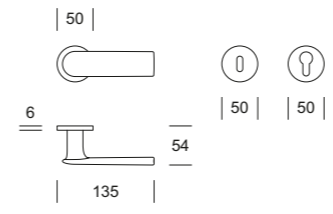
-ento

REFLEX

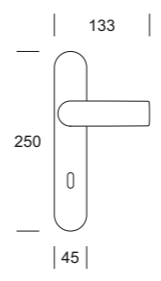
Espressione dei trend più attuali in cui coesistono un aspetto morbido e un design regolare, valorizzati dagli spessori sottili. Ideale per ambienti moderni e il contract.

An expression of the latest trends in which a soft appearance coexists with a regular design, enhanced by its thin outline. Perfect for modern locations as well as contract projects.

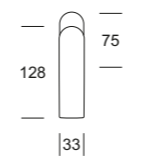
6155R6



6156



6158



REFLEX C3

Davide Diliberto e Manuela Bucci



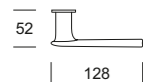
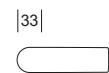
WARRANTY 10 YEARS CR




WARRANTY 10 YEARS CRS



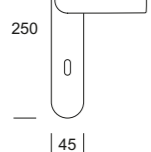
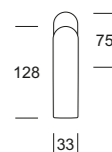
6155C3



6156




6158



SPOON

Gordon Guillaumier



WARRANTY 10 YEARS CR



WARRANTY 10 YEARS CRS



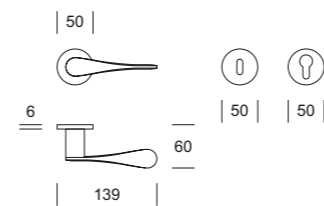
-ento

SPOON

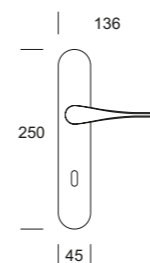
Si ispira alla forma iconica del manico delle posate, oggetti familiari, fortemente legati all'idea dell'abitare. La tipica forma affusolata e sottile si duplica in un gioco visivo senza interruzione e diventa tridimensionale, ottenendo la massima funzionalità con la minima quantità di materiale.

It is inspired by the iconic shape of the cutlery handle, familiar objects, strongly linked to the idea of living. The typical tapered and thin shape is duplicated in an uninterrupted, visual game which becomes three-dimensional. This enables maximum functionality with a minimum amount of material.

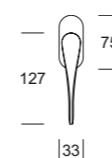
6225R6



6226



6227



SPOON C3

Gordon Guillaumier



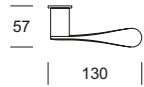
WARRANTY 10 YEARS CR



WARRANTY 10 YEARS CRS



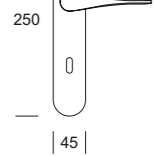
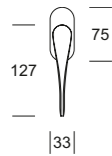
6225C3



6226



6227



TULIPANO

Enrico Marforio



WARRANTY 10 YEARS CR

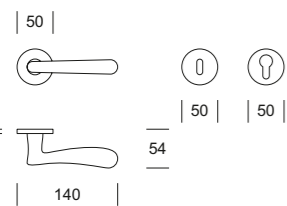
WARRANTY 10 YEARS CRS

NS

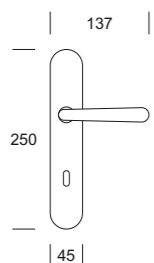
OL



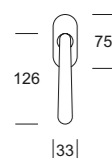
6015R6



6016



6018



WAVE

Marelli - Molteni

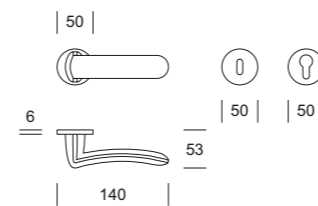


WARRANTY 10 YEARS CR

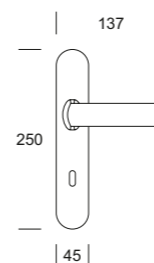
WARRANTY 10 YEARS CRS



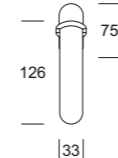
6130R6



6131



6133

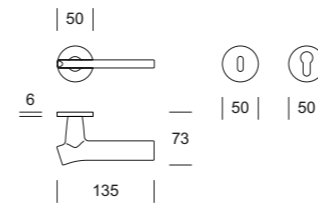


WING

Davide Diliberto



6190R6



WARRANTY 10 YEARS CR



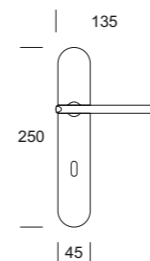
WARRANTY 10 YEARS CRS



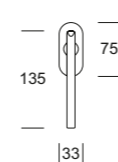
S-NO



6191



6193



WING

La sua forma evolve il trend del design organico. La sezione è un profilo alare, ideale per ottenere uno spessore di appena 10 mm eppure estremamente comodo alla presa. Caratterizza gli ambienti con il suo aspetto naturale e la leggerezza visiva.

Its shape evolves the organic trend design. Its section has a wing profile, perfect to obtain a thickness of just 10 mm and yet extremely comfortable to grip. It characterizes the environment with its natural appearance and visual lightness.

-ento

WING C3

Daive Diliberto



WARRANTY 10 YEARS CR



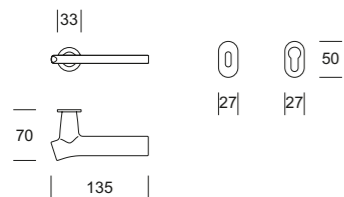
WARRANTY 10 YEARS CRS



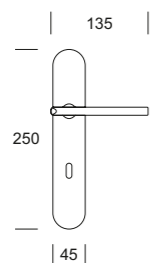
S-NO



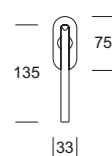
6190C3



6191




6193



WING C3
Daive Diliberto

WOOD

Davide Diliberto e Manuela Bucci



WARRANTY 10 YEARS CR

WARRANTY 10 YEARS CRS

New WARRANTY 15 YEARS H-CS



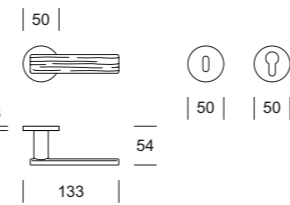
-ento

WOOD

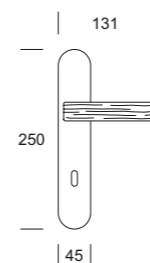
Nasce per risolvere esigenze di abbinamento con pavimenti, soffitti, travi a vista e mobili in cui il legno è protagonista. Moderna, ironica e camaleontica, si adatta ad ambienti minimalisti, industrial e persino country.

Born to solve the need of matching floors, ceilings, oak-beamed and furniture where wood is the only protagonist. Modern, ironic and chameleon adapts to minimalist, industrial and even country settings.

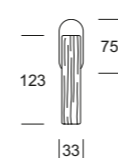
6165R6



6166



6168



WOOD SQ

Davide Diliberto e Manuela Bucci

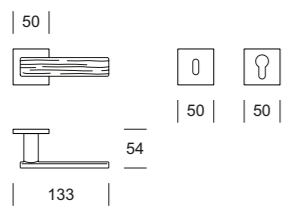


WARRANTY 10 YEARS CR

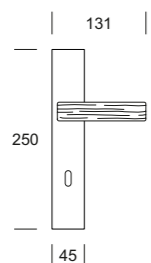
WARRANTY 10 YEARS CRS

New WARRANTY 15 YEARS H-CS

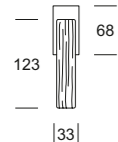
6235R6



6236



6238



WOOD C3

Davide Diliberto e Manuela Bucci

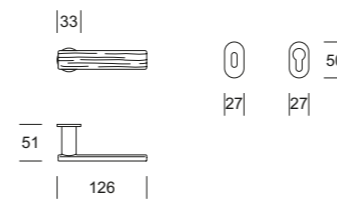


WARRANTY 10 YEARS CR

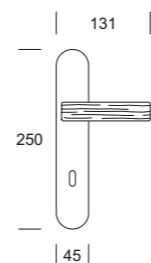
WARRANTY 10 YEARS CRS

New WARRANTY 15 YEARS H-CS

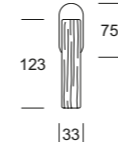
6165C3



6166



6168



-ento


MANIGLIE / DOOR HANDLES

SPECIALI / SPECIAL





Prodotti multimaterici o con soluzioni particolari.

Multi-material products or special solutions.



CONTOUR

Giuseppe Bavuso



WARRANTY 10 YEARS CR



WARRANTY 10 YEARS CRS



New WARRANTY 15 YEARS H-CS



-ento

CONTOUR

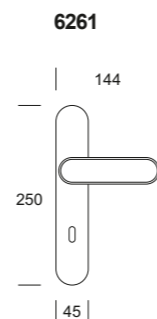
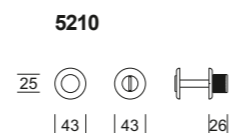
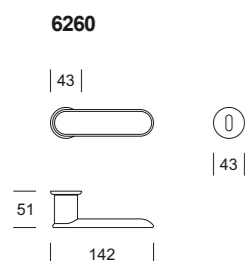
Giuseppe Bavuso disegna Contour, un prodotto denso di ricerca tecnica racchiuso in uno stile pulito, essenziale e senza tempo, modellato e proporzionato attorno ad un sistema di molla e rosetta compatte, di 43 mm di diametro. Oltre a bocchette e nottolino specifici, è disponibile in doppia versione: in pezzo unico o con inserto in diversi materiali e finiture, facilmente personalizzabile per progetti custom.

Giuseppe Bavuso has designed the Contour, a beautifully proportioned door handle constructed around a compact spring and rose mechanism, with a diameter of 43 mm. Not only does the Contour come complete with a bespoke faceplate and door latch, it also comes in a double version based on a single unit with a core insert available in several materials and finishes so it can be easily customized.



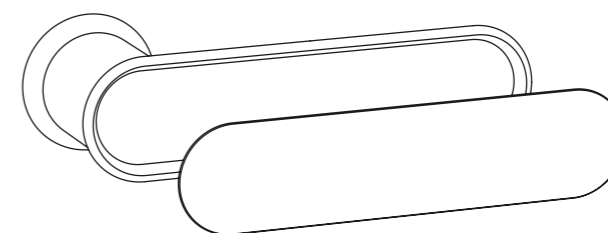
CONTOUR plus

Giuseppe Bavuso



Contour plus viene proposta di default con inserto in metacrilato opalino (PMMA), incluso e già applicato sulla maniglia, in tutte le finiture. Su richiesta può essere fornito separatamente per poter essere verniciato*, ma la particolarità del progetto di Giuseppe Bavuso è la facilità con cui qualunque fornitore coinvolto nel progetto, ad esempio il produttore delle porte, possa realizzarlo in materiali e finiture diversi con utensileria standard. Contour plus offre la massima libertà di personalizzazione e l'abbinamento perfetto a qualunque materiale adiacente, o richiesto dal progetto.

Contour Plus is offered with an insert in PMMA as a standard element, already included and applied onto the handle, in all finishes. On request, it can be supplied separately to be painted, but the particular aspect of Giuseppe Bavuso's design is that it is easy to involve any supplier in the project. For example, the door manufacturer can create the insert in different materials and finishes with standard tooling. Contour Plus offers the highest freedom of customization and the perfect match to any adjacent material, or a product that conforms to project requirements.*



WARRANTY 10 YEARS **CR**

PMMA

Inserto standard incluso
Standard insert included

WARRANTY 10 YEARS **CRS**

+

CUSTOM

O materiali / finiture su progetto
Or custom materials / finishes

New WARRANTY 15 YEARS **H-CS**

Esempi di combinazioni
Examples of combinations



*Servizio su richiesta
Service on request

DROP



WARRANTY 10 YEARS CR

WARRANTY 10 YEARS CRS

NS



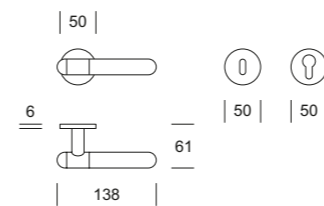
DROP

La trasparenza e la forma organica di una goccia d'acqua. Lo spirito innovativo di prodotti iconici degli anni settanta realizzati in materiale plastico è reinterpretato con una gamma completa di accessori coordinati che abbinano ottone e metacrilato atossico, leggerissimo e riciclabile al 100%.

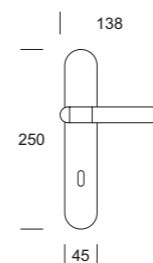
The transparency and shape of a water drop. The innovative spirit of 70es iconic products made by plastic material is remade with a complet accessories range that combine brass and nontoxic methacrylate, light and 100% recyclabe.

-ento

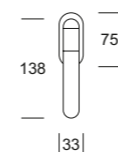
6220R6




6221



6222



GHOST



WARRANTY 10 YEARS CR

WARRANTY 10 YEARS CRS

OL



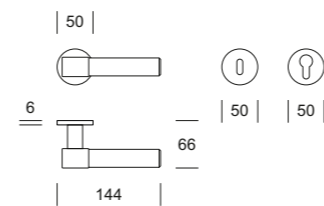
-ento

GHOST

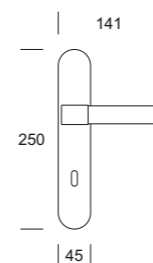
Interpretazione gentile di uno stile industriale. Il contrasto fra l'aspetto meccanico degli elementi in ottone e la leggerezza del vetro extrachiario certificato, restituisce una presenza forte e discreta sulla porta.

The soft interpretation of Industrial style. The contrast between mechanical aspect of brass element and the certificated extra clear glass lightness. A strong and discreet element on the door.

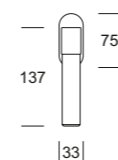
4820R6



4821



4823BIS



SHINY

Giuliano Galeazzi



WARRANTY 10 YEARS CR



WARRANTY 10 YEARS CRS



NS



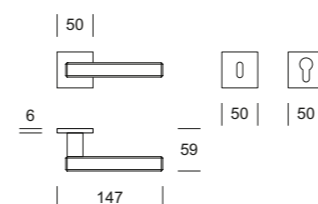
-ento

SHINY

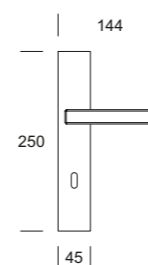
Nella linea Shiny si ritrova tutta la purezza visiva del cristallo, delle forme essenziali e dell'apparente semplicità di giunzione degli elementi, frutto di storico know-how, testato e certificato. Una serie completa di accessori preziosi ed eleganti.

In the Shiny line we find all the visual purity of the crystal, the essential shapes and the apparent simplicity of joining the elements, the result of historical know-how, tested and certified. A complete series of precious and elegant accessories.

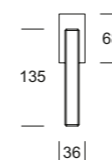
6085R6



6086




6088



-ento

MANIGLIONI / *PULL HANDLES*

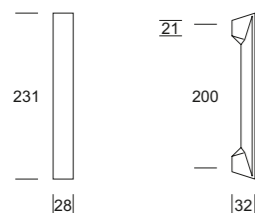


CEDRO

Giuliano Galeazzi



6064



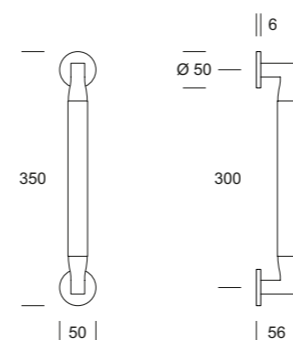
- WARRANTY 10 YEARS CR
- WARRANTY 10 YEARS CRS
- New** WARRANTY 15 YEARS H-CS
- New** WARRANTY 15 YEARS H-OS
- New** WARRANTY 15 YEARS H-BS
- S-NO
- NS

TUBE

Marelli - Molteni




6139R6



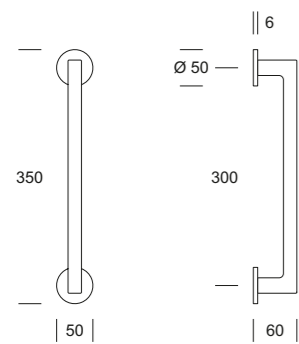
- WARRANTY 10 YEARS CR
- WARRANTY 10 YEARS CRS
- WARRANTY 10 YEARS CR/CRS
- WARRANTY 10 YEARS CRS/CR
- CR/Z
- CRS/Z

UNIT

Daive Diliberto



6204R6



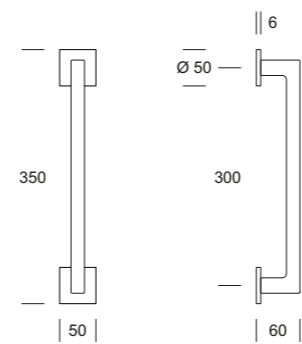
- WARRANTY 10 YEARS CR
- WARRANTY 10 YEARS CRS
- New** WARRANTY 15 YEARS H-CS
- S-NO

UNIT SQ

Daive Diliberto



6209R6



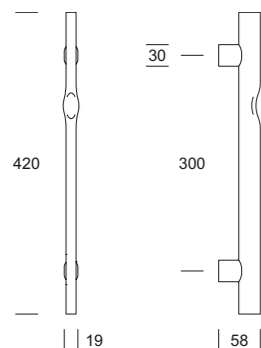
- WARRANTY 10 YEARS CR
- WARRANTY 10 YEARS CRS
- New** WARRANTY 15 YEARS H-CS
- S-NO

TRACE

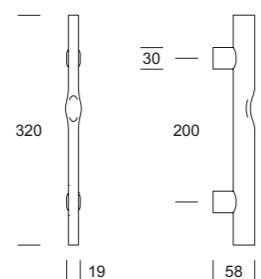
Lorenzo Damiani



6233A



6233B

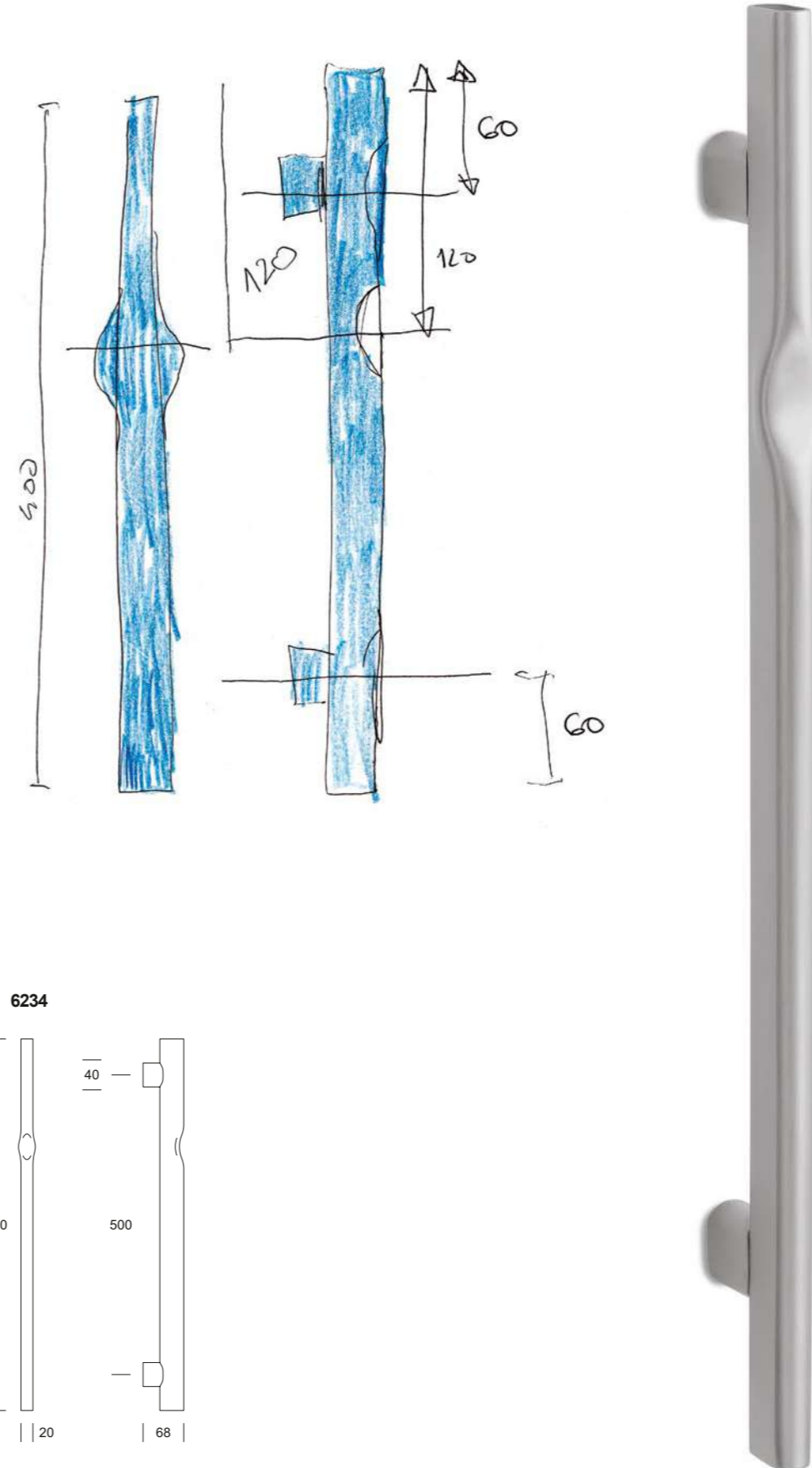


WARRANTY 10 YEARS CR

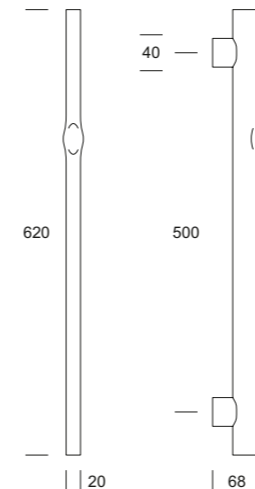
WARRANTY 10 YEARS CRS

TRACE

Lorenzo Damiani



6234



WARRANTY 10 YEARS CR

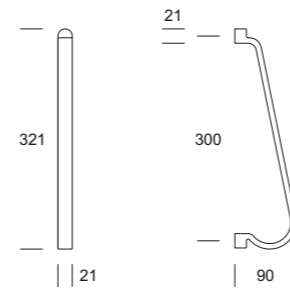
WARRANTY 10 YEARS CRS

ZAI

Neri&Hu



6289



WARRANTY 10 YEARS CR

WARRANTY 10 YEARS CRS

New WARRANTY 15 YEARS H-CS

New WARRANTY 15 YEARS H-OS

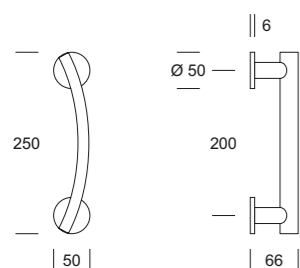
New WARRANTY 15 YEARS H-BS

S-NO

SMART



4834R6



WARRANTY 10 YEARS CR

WARRANTY 10 YEARS CRS

New WARRANTY 15 YEARS H-OS

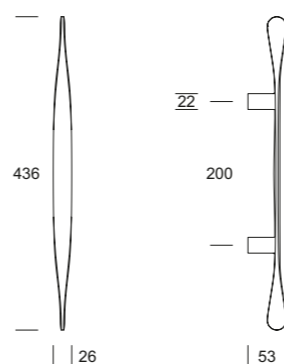
NS

SPOON

Gordon Guillaumier



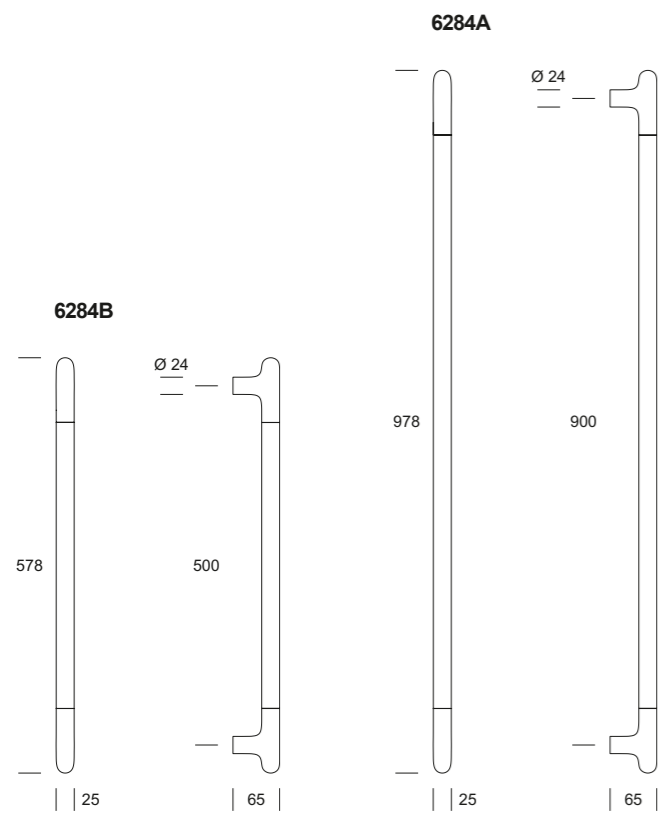
6229



WARRANTY 10 YEARS CR

WARRANTY 10 YEARS CRS

CONTACT Eugeni Quitllet



CUSTOM



WARRANTY 10 YEARS CR

WARRANTY 10 YEARS CRS

New WARRANTY 15 YEARS H-CS

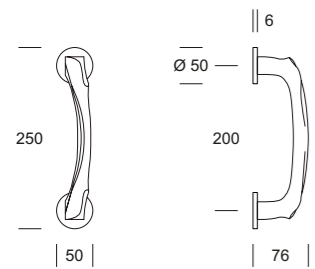
S-NO



ANATOMICA



4874R6



10 YEARS WARRANTY

CR

10 YEARS WARRANTY

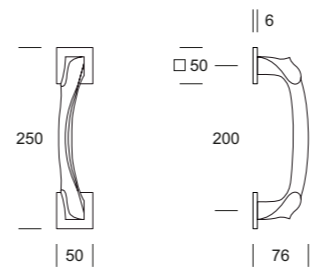
CRS

NS

ANATOMICA SQ



6109R6



10 YEARS WARRANTY

CR

10 YEARS WARRANTY

CRS

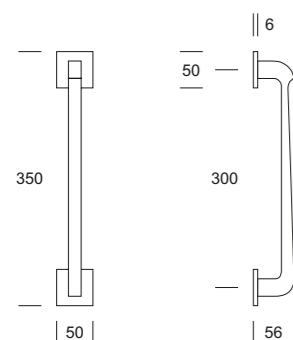
NS

LINK

Anna Deplano



6119AR6



WARRANTY 10 YEARS CR

WARRANTY 10 YEARS CRS

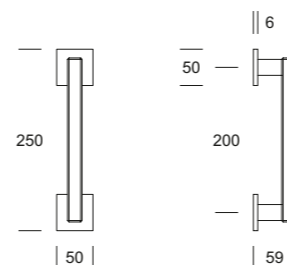
NS

SHINY

Giuliano Galeazzi



6089R6



WARRANTY 10 YEARS CR

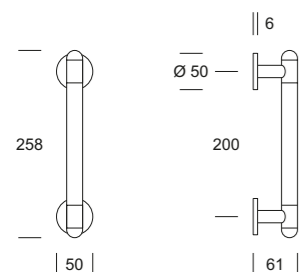
WARRANTY 10 YEARS CRS

NS

DROP



6224R6

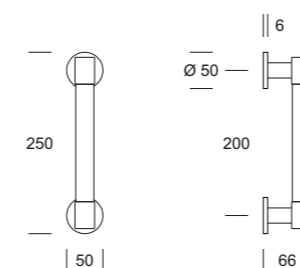


- WARRANTY 10 YEARS CR
- WARRANTY 10 YEARS CRS
- NS

GHOST



4824R6



- WARRANTY 10 YEARS CR
- WARRANTY 10 YEARS CRS
- OL

-ento

POMOLI / DOOR KNOBS

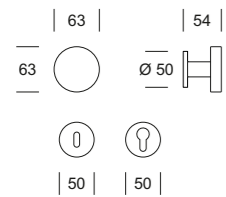


SPOT

Daive Diliberto



4620R6



CR

CRS

H-CS

H-OS

H-BS

S-NO

NS

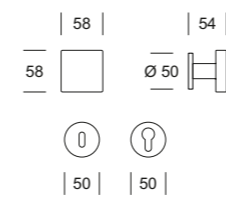
OL

FLAG

Daive Diliberto



4621R6



CR

CRS

H-CS

H-OS

H-BS

S-NO

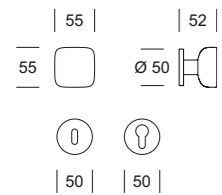
NS

UNIT

Davide Diliberto



6205R6

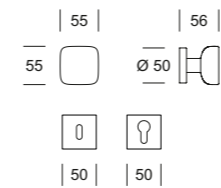


UNIT SQ

Davide Diliberto



6244R6



UNIT C3

Daive Diliberto



WARRANTY 10 YEARS CR

WARRANTY 10 YEARS CRS

New WARRANTY 15 YEARS H-CS

WARRANTY 15 YEARS S-NO

6205C3

55 | 55 | 49 |



0 | 50

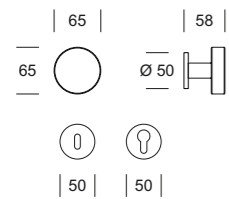
27 | 27



GHOST



4825R6

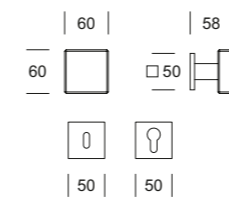


- WARRANTY 10 YEARS CR
- WARRANTY 10 YEARS CRS
- OL

SHINY Giuliano Galeazzi



6208R6



- WARRANTY 10 YEARS CR
- WARRANTY 10 YEARS CRS
- NS

DROP



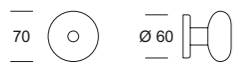
WARRANTY 10 YEARS CR

WARRANTY 10 YEARS CRS

NS

6223

| 70 | | 67 |



| 50 | | 50 |



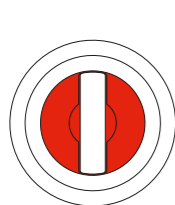
-ento

ACCESSORI / ACCESSORIES



TWIN

Davide Diliberto e Manuela Bucci



New

Più spazio per le dita grazie al nottolino completamente ridisegnato.

More space for your fingers with a completely redesigned latch.



WARRANTY 10 YEARS CR



New

WARRANTY 15 YEARS H-CS



S-NO



WARRANTY 10 YEARS CRS



New

WARRANTY 15 YEARS H-OS



NS



WARRANTY 10 YEARS FLA



New

WARRANTY 15 YEARS H-BS



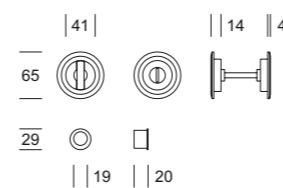
OL



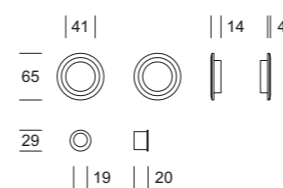
TWIN



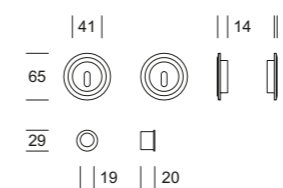
5300SWC



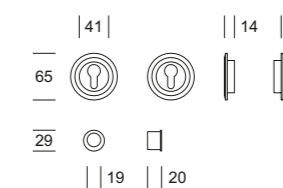
5300S



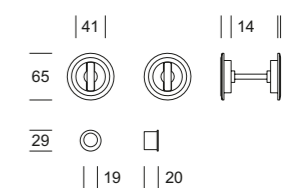
5300SCF



5300SY



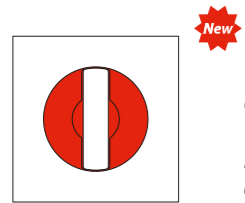
5300SWCN





PATCH

Davide Diliberto e Manuela Bucci



New

Più spazio per le dita grazie al nottolino completamente ridisegnato.

More space for your fingers with a completely redesigned latch.

WARRANTY 10 YEARS CR

WARRANTY 15 YEARS H-OS

WARRANTY 10 YEARS CRS

WARRANTY 15 YEARS H-BS

New


WARRANTY 15 YEARS H-CS

S-NO

NS

OL

PATCH



5301SWC

5301S

5301SCF

5301SY

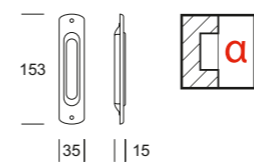
5301SWCN

VIOLA



PATCH
 Finitura / finish: CRS
 Diliberto - Bucci

4488



WARRANTY 10 YEARS CR

WARRANTY 10 YEARS CRS

NS

OL

SURF

Davide Diliberto



PAN

Davide Diliberto



PAN SQ

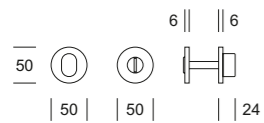
Davide Diliberto



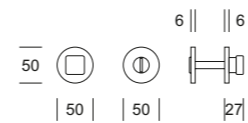
-  
-  **CR**
-  **CRS**
-   **H-CS** 
-   **H-OS** 
-   **H-BS** 
-  **S-NO** 
- NS**
- OL**

-  
-  **CR**
-  **CRS**
-   **H-CS** 
-   **H-OS** 
-   **H-BS** 
-  **S-NO** 
- NS**
- OL**

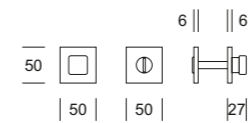
5216R6



5220R6



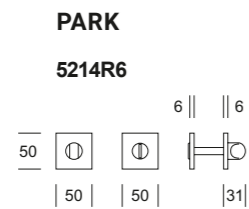
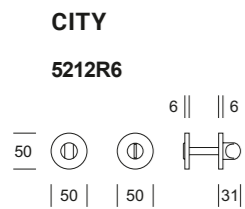
5218R6



CITY

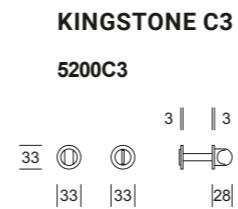


PARK



- CR
- CRS
- H-CS
- H-OS
- H-BS
- S-NO
- NS
- OL

KINGSTONE C3



- CR
- CRS
- S-NO
- NS
- OL

SPOON

Gordon Guillamier





5207

22 | 50 | 22 | 36 |

5208R6

62 | 6 | 6

WARRANTY 10 YEARS CR

WARRANTY 10 YEARS CRS

5209

25 | 25 | 25 | 25


5210

25 | 43 | 43 | 26

CONTOUR



Giuseppe Bavuso





WARRANTY 10 YEARS CR

WARRANTY 10 YEARS CRS

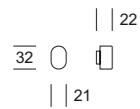
 WARRANTY 15 YEARS H-CS 

NOTTOLINI / DOOR LATCH



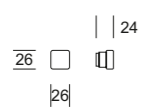
SURF

5215



PAN

5217



KINGSTONE

5200



WARRANTY 10 YEARS CR

 WARRANTY 10 YEARS CRS

New WARRANTY 15 YEARS H-CS

New WARRANTY 15 YEARS H-OS

New WARRANTY 15 YEARS H-BS

 S-NO

 NS

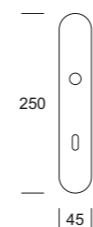
 OL

EROS

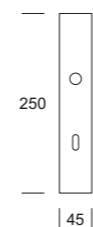
ADE



4910



4911



WARRANTY 10 YEARS CR

 WARRANTY 10 YEARS CRS

New WARRANTY 15 YEARS H-CS

New WARRANTY 15 YEARS H-OS


New WARRANTY 15 YEARS H-BS




 S-NO

 NS

 OL

ARES



- 
 -  CR
 -  CRS
 - NS
 - OL

1104

| 83 |



| 51 |

UNIT Davide Diliberto



- 
 -  CR
 -  CRS
 -   H-CS 
 -   H-OS 
 -   H-BS 
 -  S-NO 
 - NS
 - OL

1108

| 80 |



| 57 |



WARRANTY 10 YEARS CR

WARRANTY 10 YEARS CRS

New WARRANTY 15 YEARS H-CS

New WARRANTY 15 YEARS H-OS

New WARRANTY 15 YEARS H-BS

S-NO

NS

OL

4610

33

35

33



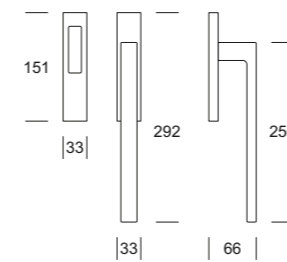
WARRANTY 10 YEARS CR

WARRANTY 10 YEARS CRS

New WARRANTY 15 YEARS H-CS

S-NO

6207



FINITURE / FINISHES

WARRANTY
10
YEARS
CR

Cromo
Chrome
Chromé
Cromato
Хром



WARRANTY
15
YEARS
H-CS

H-Carbonio satinato
H-Satin carbon
H-Carbone satiné
H-Carbono satinado
H-сатинированный карбон



S-NO

Smalto nero opaco
Matt black enamel
Émail noir mat
Esmalte mate negro
Матовая черная эмаль



SB

Smalto bianco
White enamel
Émail blanc
Esmalte blanco
Белая эмаль



WARRANTY
10
YEARS
CRS

Cromo satinato
Satin chrome
Chromé satin
Cromato satinado
Сатинированный хром



WARRANTY
15
YEARS
H-OS

H-Ottone satinato
H-Satin brass
H-Laton satiné
H-Latón satinado
H-сатинированная латунь



Z

Zigrinato
Grained
Moulu
Molido
Шагреновидный



W

Noce scuro
Dark walnut
Noyer foncé
Nogal oscuro
Темный орех



NS

Nichel satinato
Satin nichel
Nichel satiné
Nichel satinado
Сатинированный никель



WARRANTY
15
YEARS
H-BS

H-Bronzo satinato
H-Satin bronze
H-Bronze satiné
H-Bronze satinado
H-сатинированная бронза



WARRANTY
10
YEARS
FLA

Flare




OL

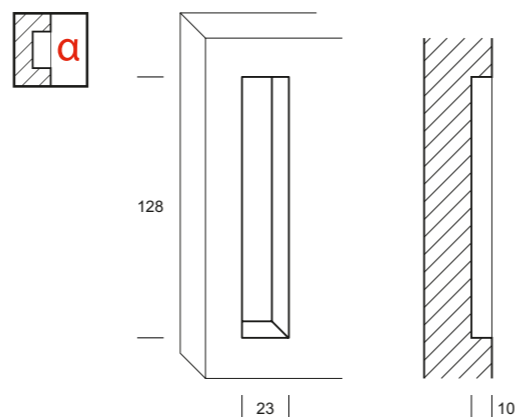
Ottone lucido
Polished brass
Laiton poli
Laton brillo
Блестящая латунь



INFORMAZIONI TECNICHE / TECHNICAL INFORMATION

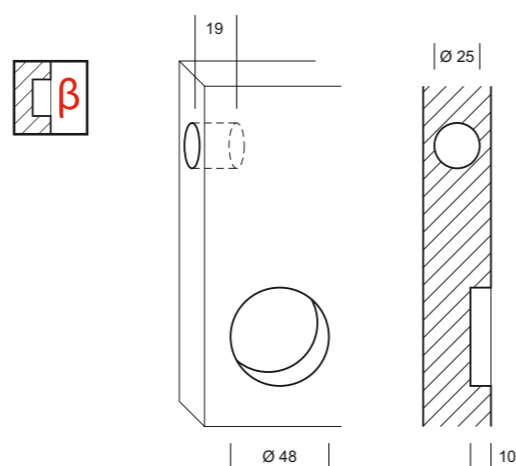


Fresature maniglia incasso
 Millings of fitted handle
 Fraisages poignée encastrée
 Fraesen Griff Einnahme
 Fresado del tirador empotrado
 Врезка ручек



Sul sito ento.it sono disponibili per il download tutte le istruzioni di montaggio.

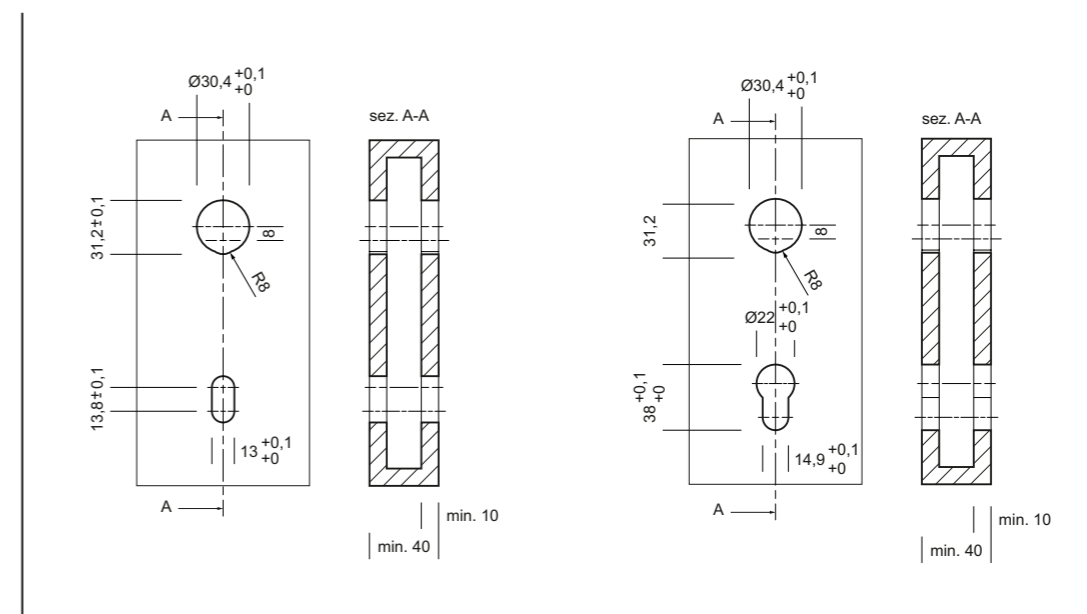
All assembly and mounting instructions can be downloaded from the website ento.it



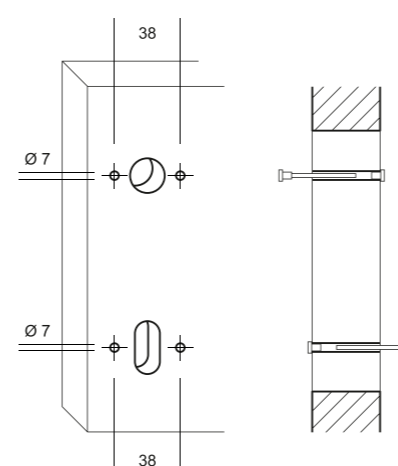
Fresatura per molla compatta
 Compact spring milling
 Fraisage de ressort compact
 Compact Spring Fraes
 Molienda muelle compact
 паз по мини пружину



ATTENZIONE: foro da eseguire con macchina automatica
 ATTENTION: hole to be executed with automatic machine
 ATTENTION: trou à exécuter avec machine automatique
 ACHTUNG: Loch mit Bohrautomat ausführen
 ADVERTENCIA: agujero que se realizará con la máquina automática
 ВНИМАНИЕ: отверстие должно быть выполнено при помощи автоматического инструмента



Fori passanti per sottorose
 Through holes for roses metal bosses
 Trous passage pour bossette de rosace
 Durch Löcher für Metallschildchen für Schilder
 Agujeros a través por placa en metal para boqueta
 Сквозные отверстия для крепления подрозетников



- Ottone
Brass
- Cristallo
Crystal
- Vetro
Glass
- Plexiglas

Maniglione con lunghezza custom su richiesta
 Pull handle with custom measure on request

Creative direction: Davide Diliberto

Norguet photo: © Dimitri Coste

Nunziati photo: © Dinah Wille

Damiani and Guillaumier photo: © Andrea Basile

Pag.10: DEBASS material gallery

© Ento

Tutti i diritti riservati / *All rights reserved*

Printed in Italy, 09/2022

ENTO

Via Domea, 45

22063 Cantù (CO) Italy

T +39 031 714520

F +39 031 706177

info@ento.it

www.ento.it

-ento

ento.it