

FIGHTING FOR BEAUTY.

NUDA

VERUM ITALY

WHEN PASSION
MEETS RESEARCH,
WHEN DESIGN
MEETS INNOVATION:
THAT'S WHERE
TRUE ITALIAN STYLE
CREATES EFFICIENT
BEAUTIFUL SOLUTIONS
FOR LIVING SPACES.

VERUM

NUDA

HANDLES

PURE	6
BAAR	8
LIEVE	10
PEPE	12
WIND	14
ATLANTA	16
LUI	18

ACCESSORIES	20
-------------------	----

PRIVACY SETS	22
--------------------	----

WINDOW	26
--------------	----

LESS IS MORE, NUDA IS MAGIC

NUDA IS A COLLECTION OF HANDLES WITH AN INNOVATIVE PATENTED SYSTEM WHOSE ASSEMBLY DOES NOT REQUIRE ANYMORE THE ROSE. A MINIMALIST AND DESIGN SOLUTION FOR ANY DOOR.

THE ASSEMBLY IS VERY QUICK, IT CAN BE DONE IN FEW SECONDS AND IT DOES NOT REQUIRE ANY SPECIFIC TECHNICAL SKILLS AND TOOLS. NUDA CAN BE ADAPTED TO ANY THICKNESS AND TYPOLOGY OF DOOR.

THE FUNCTIONALITY OF NUDA IS GUARANTEED BY DIN 1906.



HANDLES

PURE		6
BAAR		8
LIEVE		10
PEPE		12
WIND		14
ATLANTA		16
LUI		18

WN127001



PURE

DESIGN MATTIA FERREMI

WN127001

Suitable for door panels with a thickness of 38 - 60 mm
On demand available for different door panel thicknesses



49 MONVISO WHITE



18 ETNA BLACK



72 MOON GREY



14 SATIN CHROME



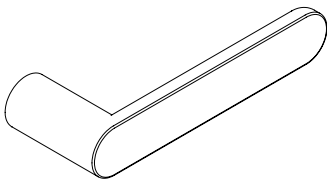
39 POLISHED CHROME



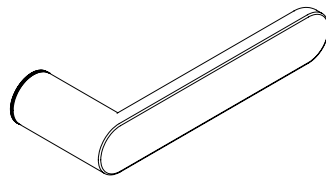
21 YESTER BRONZE



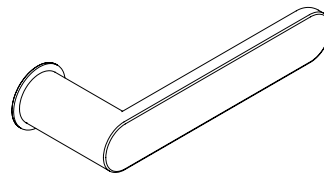
02 SAHARA GOLD



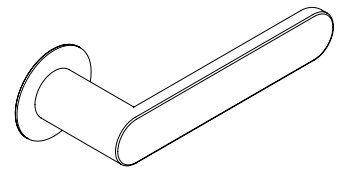
WN127001 __ 01
Kit handle
Without washer
For holes \varnothing 16 mm



WN127001 __ 20
Kit handle
With washer \varnothing 24 mm
For holes up to \varnothing 20 mm

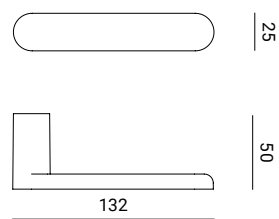


WN127001 __ 24
Kit handle
Suggested for reversible doors
With washer \varnothing 30 mm
For holes up to \varnothing 24 mm



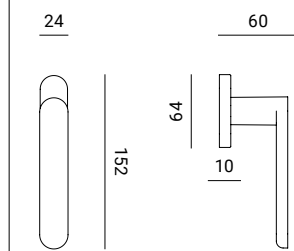
WN127001 __ 45
Kit handle
Suggested for replacements
With washer \varnothing 45 mm
For holes up to \varnothing 30 mm

DOOR



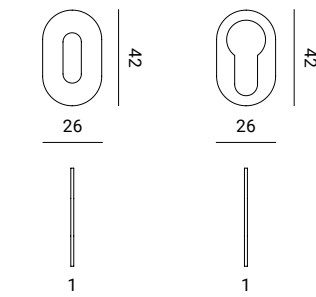
Measures in mm
Spindle \square 8 mm

WINDOW



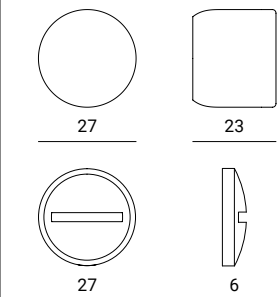
WN129001 __ 01

ESCUTCHEON




WN128002 __ 01 WN128005 __ 01

PRIVACY SETS



WN128044 __ 01
Spindle \square 6/8 mm
For holes \varnothing 16 mm

WN127006



BAAR

DESIGN ALESSANDRO STABILE

Suitable for door panels with a thickness of 38 - 60 mm
 On demand available for different door panel thicknesses



49 MONVISO WHITE



18 ETNA BLACK



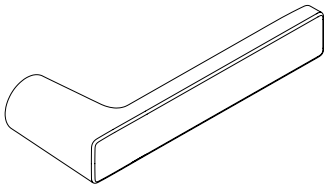
14 SATIN CHROME



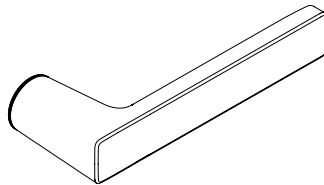
39 POLISHED CHROME



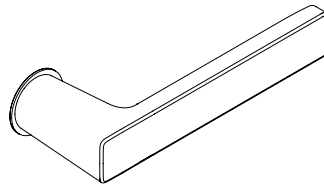
21 YESTER BRONZE



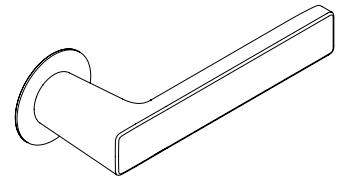
WN127006 __ 01
 Kit handle
 Without washer
 For holes \varnothing 16 mm



WN127006 __ 20
 Kit handle
 With washer \varnothing 24 mm
 For holes up to \varnothing 20 mm

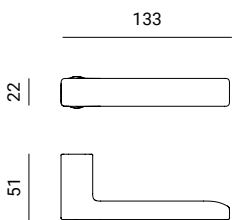


WN127006 __ 24
 Kit handle
 Suggested for reversible doors
 With washer \varnothing 30 mm
 For holes up to \varnothing 24 mm



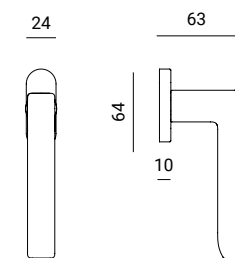
WN127006 __ 45
 Kit handle
 Suggested for replacements
 With washer \varnothing 45 mm
 For holes up to \varnothing 30 mm

DOOR



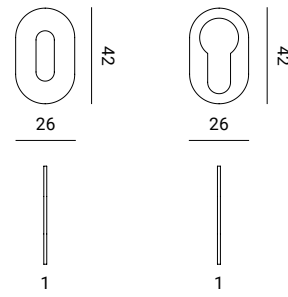
Measures in mm
 Spindle \square 8 mm

WINDOW



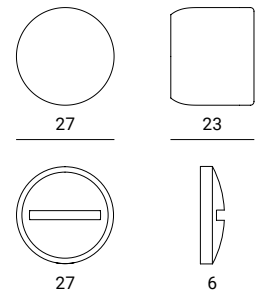
WN129006 __ 01

ESCUTCHEON



WN128002 __ 01 WN128005 __ 01

PRIVACY SETS



WN128044 __ 01
 Spindle \square 6/8 mm
 For holes \varnothing 16 mm

WN127005



LIEVE

DESIGN ALESSANDRO STABILE

Suitable for door panels with a thickness of 38 - 60 mm
 On demand available for different door panel thicknesses



49 MONVISO WHITE



18 ETNA BLACK



72 MOON GREY



14 SATIN CHROME



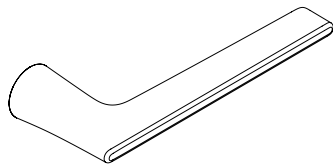
39 POLISHED CHROME



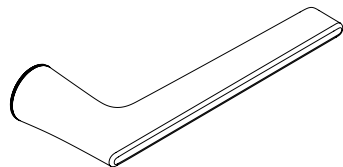
21 YESTER BRONZE



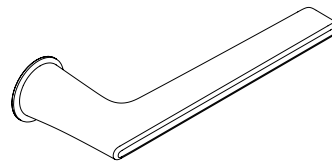
02 SAHARA GOLD



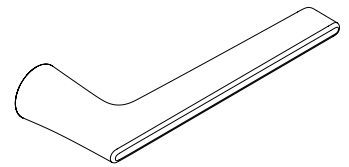
WN127005 __ 01
 Kit handle
 Without washer
 For holes \varnothing 16 mm



WN127005 __ 20
 Kit handle
 With washer \varnothing 24 mm
 For holes up to \varnothing 20 mm

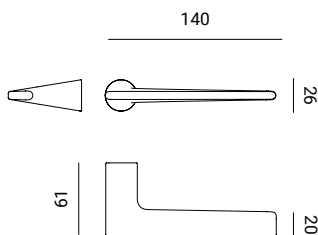


WN127005 __ 24
 Kit handle
 Suggested for reversible doors
 With washer \varnothing 30 mm
 For holes up to \varnothing 24 mm



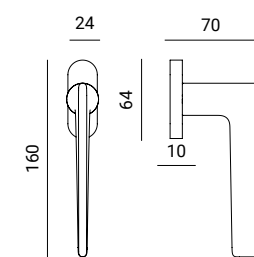
WN127005 __ 45
 Kit handle
 Suggested for replacements
 With washer \varnothing 45 mm
 For holes up to \varnothing 30 mm

DOOR



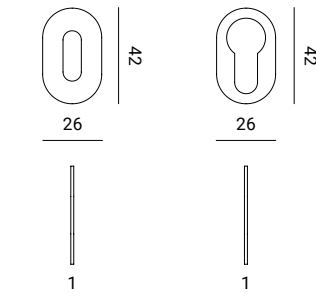
Measures in mm
 Spindle \square 8 mm

WINDOW



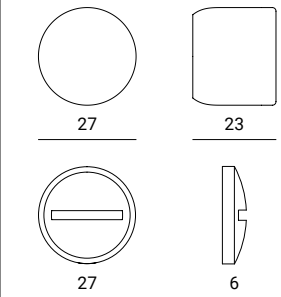
WN129005 __ 01

ESCUTCHEON



WN128002 __ 01 WN128005 __ 01

PRIVACY SETS



WN128044 __ 01
 Spindle \square 6/8 mm
 For holes \varnothing 16 mm

WN127007



PEPE

DESIGN ALESSANDRO STABILE

Suitable for door panels with a thickness of 38 - 60 mm
 On demand available for different door panel thicknesses



49 MONVISO WHITE



18 ETNA BLACK



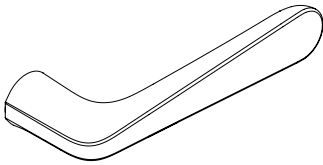
14 SATIN CHROME



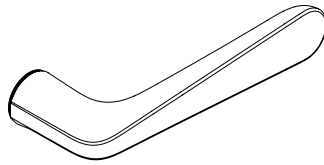
39 POLISHED CHROME



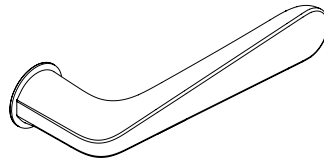
21 YESTER BRONZE



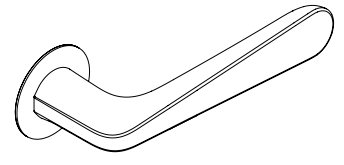
WN127007 __ 01
 Kit handle
 Without washer
 For holes \varnothing 16 mm



WN127007 __ 20
 Kit handle
 With washer \varnothing 24 mm
 For holes up to \varnothing 20 mm

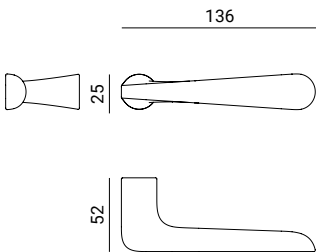


WN127007 __ 24
 Kit handle
 Suggested for reversible doors
 With washer \varnothing 30 mm
 For holes up to \varnothing 24 mm



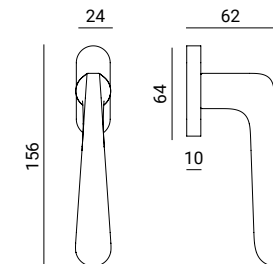
WN127007 __ 45
 Kit handle
 Suggested for replacements
 With washer \varnothing 45 mm
 For holes up to \varnothing 30 mm

DOOR



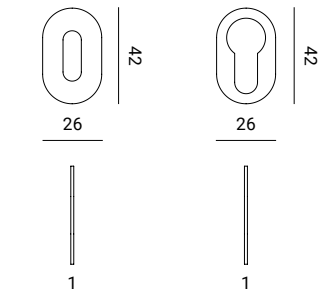
Measures in mm
 Spindle \square 8 mm

WINDOW



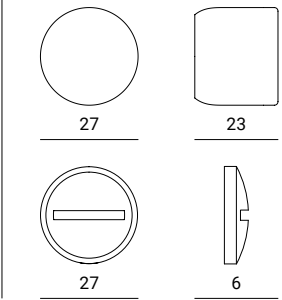
WN129007 __ 01

ESCUTCHEON



WN128002 __ 01 WN128005 __ 01

PRIVACY SETS



WN128044 __ 01
 Spindle \square 6/8 mm
 For holes \varnothing 16 mm

WN127002



WIND

DESIGN MATTIA FERREMI

Suitable for door panels with a thickness of 38 - 60 mm
 On demand available for different door panel thicknesses



49 MONVISO WHITE



18 ETNA BLACK



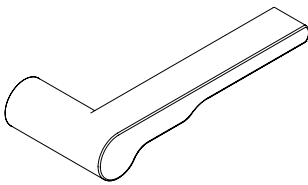
14 SATIN CHROME



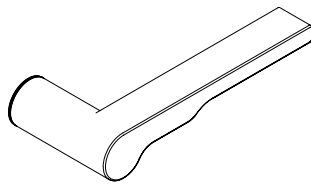
39 POLISHED CHROME



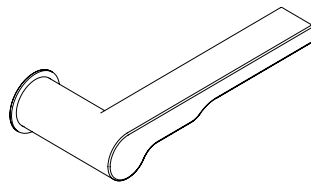
21 YESTER BRONZE



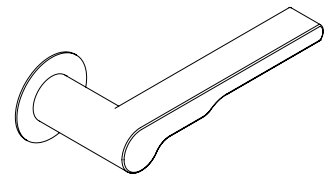
WN127002__01
 Kit handle
 Without washer
 For holes \varnothing 16 mm



WN127002__20
 Kit handle
 With washer \varnothing 24 mm
 For holes up to \varnothing 20 mm

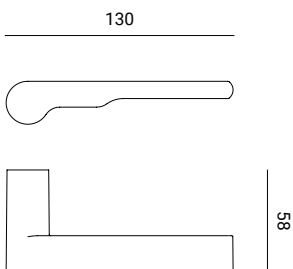


WN127002__24
 Kit handle
 Suggested for reversible doors
 With washer \varnothing 30 mm
 For holes up to \varnothing 24 mm



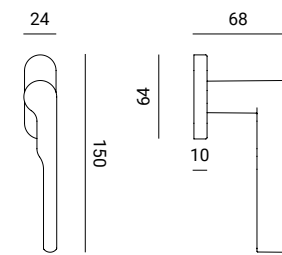
WN127002__45
 Kit handle
 Suggested for replacements
 With washer \varnothing 45 mm
 For holes up to \varnothing 30 mm

DOOR



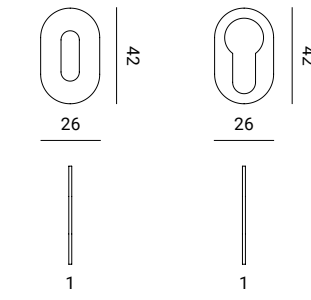
Measures in mm
 Spindle \square 8 mm

WINDOW



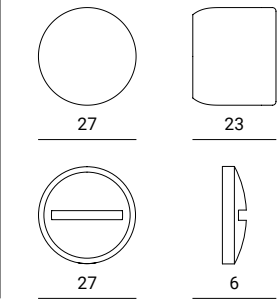
WN129001__01 Right
 WN129002__01 Left

ESCUTCHEON



WN128002__01 WN128005__01

PRIVACY SETS



WN128044__01
 Spindle \square 6/8 mm
 For holes \varnothing 16 mm

WN127003



ATLANTA

DESIGN NUDA R&D

Suitable for door panels with a thickness of 38 - 60 mm
 On demand available for different door panel thicknesses



49 MONVISO WHITE



18 ETNA BLACK



14 SATIN CHROME



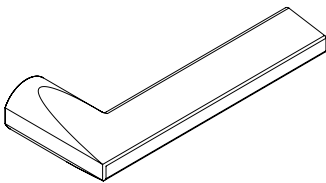
39 POLISHED CHROME



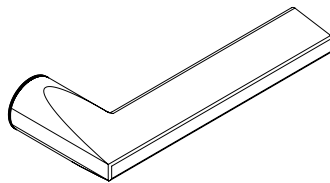
21 YESTER BRONZE



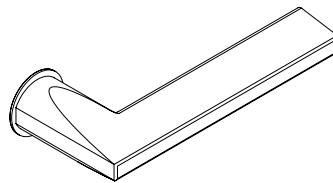
02 SAHARA GOLD



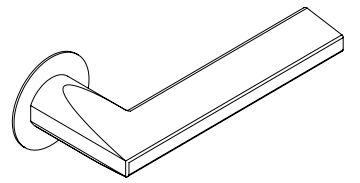
WN127003 __ 01
 Kit handle
 Without washer
 For holes \varnothing 16 mm



WN127003 __ 20
 Kit handle
 With washer \varnothing 24 mm
 For holes up to \varnothing 20 mm

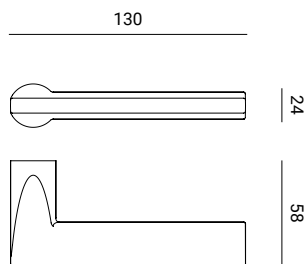


WN127003 __ 24
 Kit handle
 Suggested for reversible doors
 With washer \varnothing 30 mm
 For holes up to \varnothing 24 mm



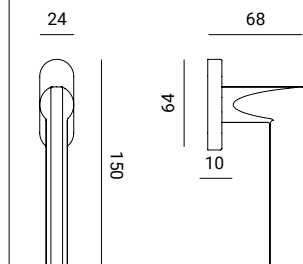
WN127003 __ 45
 Kit handle
 Suggested for replacements
 With washer \varnothing 45 mm
 For holes up to \varnothing 30 mm

DOOR



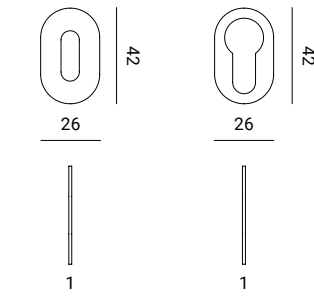
Measures in mm
 Spindle \square 8 mm

WINDOW



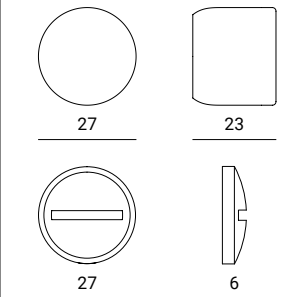
WN129003 __ 01

ESCUTCHEON



WN128002 __ 01 WN128005 __ 01

PRIVACY SETS



WN128044 __ 01
 Spindle \square 6/8 mm
 For holes \varnothing 16 mm

WN127004



LUI

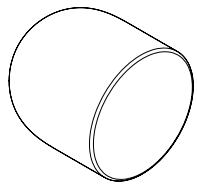
DESIGN ALESSANDRO STABILE

WN127004

Suitable for door panels with a thickness of 38 - 60 mm
 On demand available for different door panel thicknesses



49 MONVISO WHITE

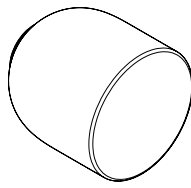


WN127004__01
 Knob set

Without washer
 For holes \varnothing 16 mm



18 ETNA BLACK

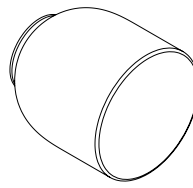


WN127004__20
 Knob set

With washer \varnothing 24 mm
 For holes up to \varnothing 20 mm



14 SATIN CHROME

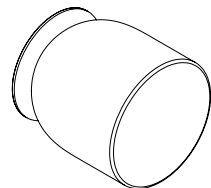


WN127004__24
 Knob set

Suggested for reversible doors
 With washer \varnothing 30 mm
 For holes up to \varnothing 24 mm



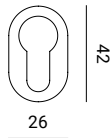
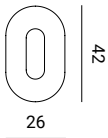
21 YESTER BRONZE



WN127004__45
 Knob set

Suggested for replacements
 With washer \varnothing 45 mm
 For holes up to \varnothing 30 mm

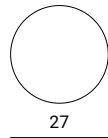
ESCUTCHEON



WN128002__01

WN128005__01

KNOB



WN128044__01

Spindle \square 6/8 mm
 For holes \varnothing 16 mm

ACCESSORIES



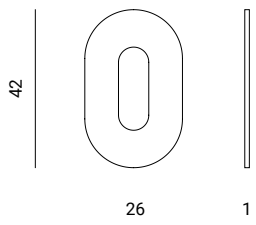
NUDA COLLECTION INCLUDES A WIDE RANGE
OF ACCESSORIES TO MEET ALL TECHNICAL
NEEDS FOR EVERY DOOR.

ESCUTCHEONS AND WASHERS

AVAILABLE IN THE SAME HANDLE FINISHES

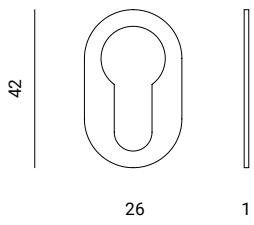
WN128002__01

SLIM ESCUTCHEON
KEY HOLE



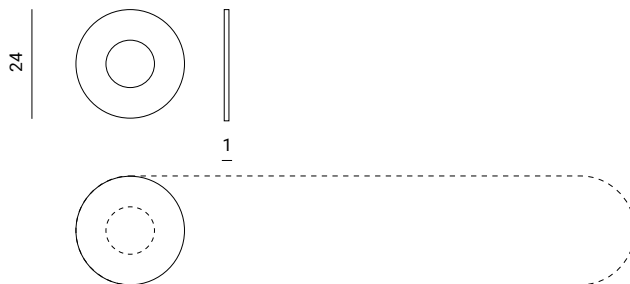
WN128005__01

SLIM ESCUTCHEON
CYLINDER HOLE



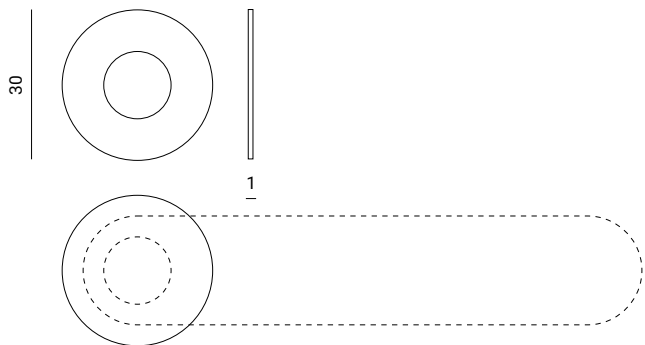
WN128008__01

24 MM DIAMETER WASHER
FOR PREDRILLED PANELS WITH A DIAMETER UP TO 20 MM




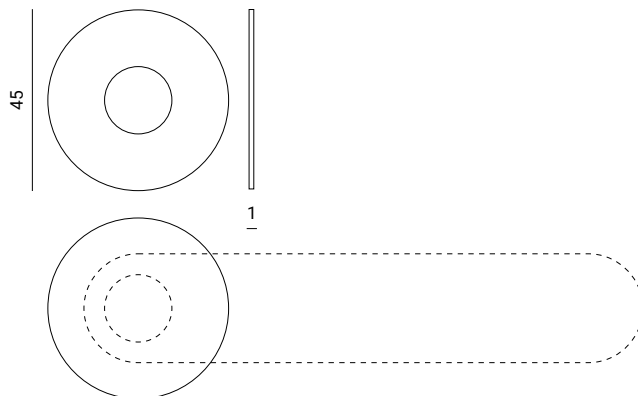
WN128009__01

30 MM DIAMETER WASHER
FOR PREDRILLED PANELS WITH A DIAMETER UP TO 24 MM



WN128025__01

45 MM DIAMETER WASHER
FOR PREDRILLED PANELS WITH A DIAMETER UP TO 30 MM



49

18

72

14

39

21

02

PRIVACY SET

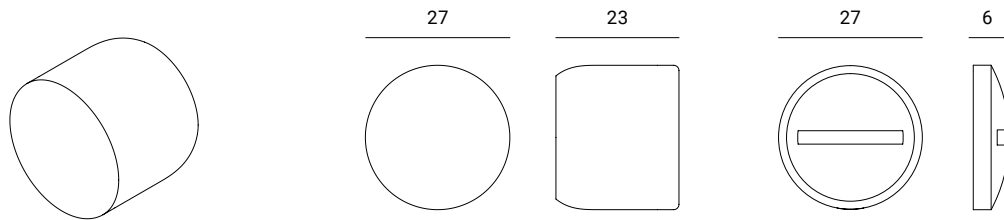


PUNTO PRIVACY SET


SPINDLE \square 6/8 MM

WN128044 __ 01

PUNTO PRIVACY SET CAN BE EASILY COMBINED TO EVERY NUDA HANDLE AND KNOB



Suitable for door panels with a thickness of 35 - 50 mm
Different lengths on request.
For holes up to \varnothing 16 mm



49

18

72

14

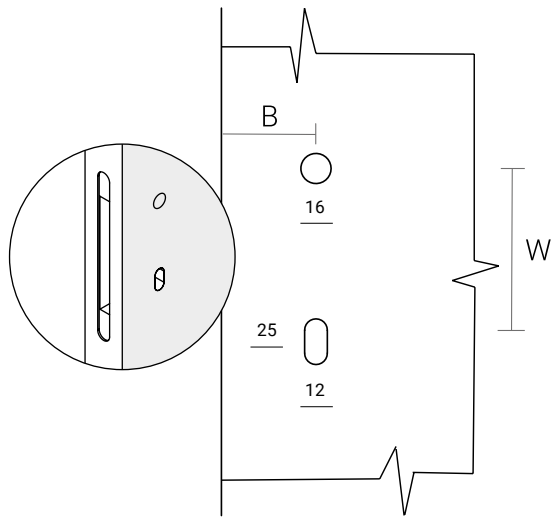
39

21

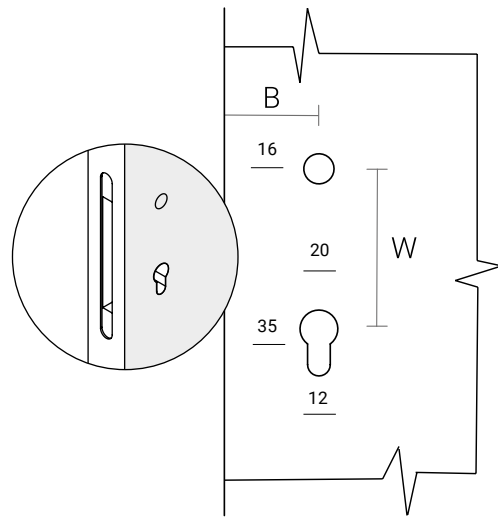
02



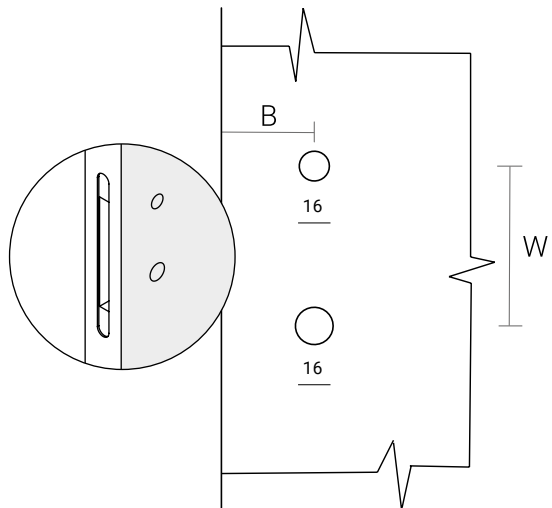
DOOR DRILLING



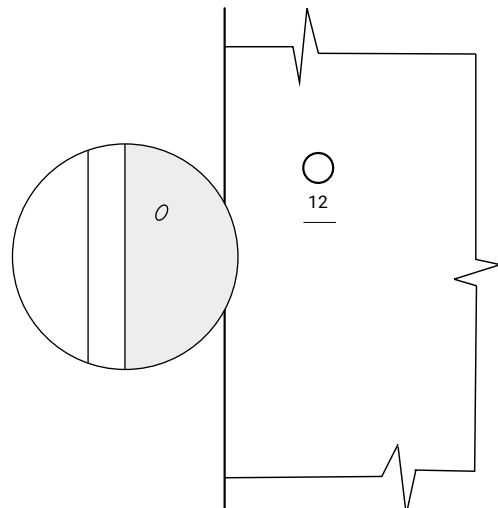
HANDLE WITH SLIM KEY HOLE ESCUTCHEON.
TURNABLE KNOB SET WITH SLIM KEY HOLE
ESCUTCHEON.



HANDLE WITH SLIM CYLINDER HOLE ESCUTCHEON.
TURNABLE KNOB SET WITH SLIM CYLINDER HOLE
ESCUTCHEON.



HANDLE WITH PRIVACY SET MODEL PUNTO
TURNABLE KNOB SET WITH PRIVACY SET MODEL PUNTO.



FIXED SINGLE/ DOUBLE KNOB SET

WINDOWS

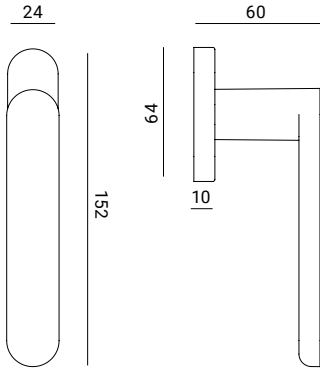


NUDA OFFERS A SOLUTION OF EXTREME MINIMALISM ALSO FOR THE WINDOW. THE HANDLE BECOMES A PERFECT COHESION ELEMENT BETWEEN THE DOOR AND THE WINDOW.

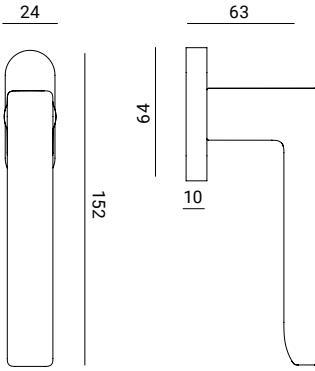
SLIM 4 MOVEMENTS

AVAILABLE IN 8 MOVEMENTS VERSION
 SPINDLE \square 7 MM

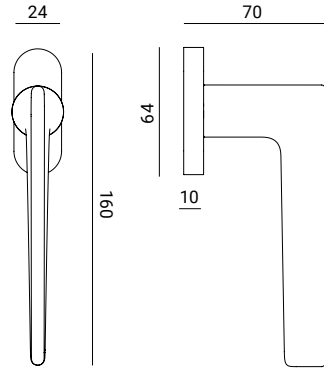
WN129001 __ 01
 PURE



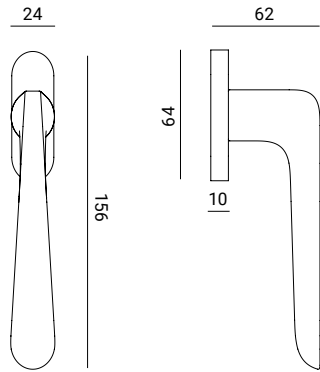
WN129006 __ 01
 BAAR



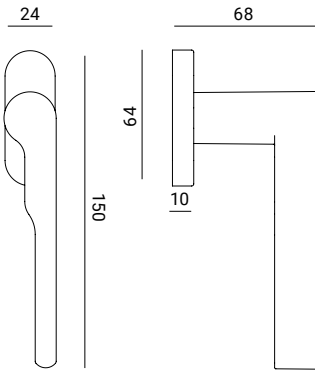
WN129005 __ 01
 LIEVE



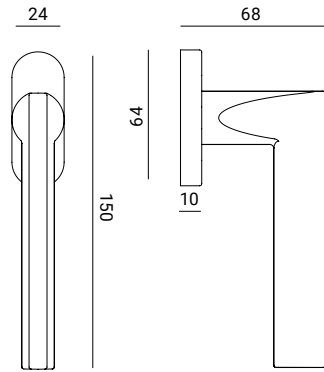
WN129007 __ 01
 PEPE




WN129001 __ 01 Right
 WN129002 __ 01 Left
 WIND



WN129003 __ 01
 ATLANTA




49



18



72




14



39




21



02









ARTITEC

THE NETHERLANDS
SLUISWACHTER 12
3861 SN NIJKERK
+31 (0)85 9026 222
SALES@ARTITEC.COM

BELGIUM
+31 (0)85 9026 222
SALES@ARTITEC.COM

WWW.ARTITEC.COM